

Enrollment

Total Fall 2016 undergraduate and graduate enrollment at ICUT member institutions: **128,109 students**

	Undergraduate	Graduate
Abilene Christian University	3,758	1,152
Amberton University	215	1,112
Austin College	1,262	16
Baylor College of Medicine	—	1,569
Baylor University	14,348	2,611
Concordia University Texas	1,779	932
Dallas Baptist University	3,223	1,933
East Texas Baptist University	1,339	122
Hardin-Simmons University	1,708	497
Houston Baptist University	2,332	938
Howard Payne University	1,098	91
Huston-Tillotson University	965	47
Jacksonville College	559	—
Jarvis Christian College	868	—
LeTourneau University	2,253	468
Lubbock Christian University	1,471	441
McMurry University	1,073	1
Our Lady of the Lake University	1,347	1,783
Parker University	261	867
Paul Quinn College	436	—
Rice University	3,893	2,962
St. Edward's University	4,056	545
St. Mary's University	2,298	1,269
Schreiner University	1,237	71
Southern Methodist University	6,521	5,218
Southwestern University	1,489	—
Southwestern Adventist University	785	14
Southwestern Assemblies of God University	1,774	306
Texas Christian University	8,891	1,503
Texas College	960	—
Texas Lutheran University	1,279	16
Texas Wesleyan University	1,701	672
Trinity University	2,298	168
University of Dallas	1,407	950
University of the Incarnate Word	6,423	2,483
University of Mary Hardin-Baylor	3,278	628
University of St. Thomas	1,768	1,479
Wayland Baptist University	2,783	830
Wiley College	1,279	—
Total	94,415	33,694

**Data for this report sourced from IPEDS, the Texas Higher Education Coordinating Board, the Economic Impact of Higher Education in Texas report, Excelencia in Education, and ICUT member institutions.*

Our Members

Abilene Christian University	Abilene
Amberton University	Garland
Austin College	Sherman
Baylor College of Medicine	Houston
Baylor University	Waco
Concordia University Texas	Austin
Criswell College	Dallas
Dallas Baptist University	Dallas
East Texas Baptist University	Marshall
Hardin-Simmons University	Abilene
Houston Baptist University	Houston
Howard Payne University	Brownwood
Huston-Tillotson University	Austin
Jacksonville College	Jacksonville
Jarvis Christian College	Hawkins
LeTourneau University	Longview
Lubbock Christian University	Lubbock
McMurry University	Abilene
Our Lady of the Lake University	San Antonio
Parker University	Dallas
Rice University	Houston
St. Edward's University	Austin
St. Mary's University	San Antonio
Schreiner University	Kerrville
Southern Methodist University	Dallas
Southwestern University	Georgetown
Southwestern Adventist University	Keene
Southwestern Assemblies of God University	Waxahachie
Texas Christian University	Fort Worth
Texas College	Tyler
Texas Lutheran University	Seguin
Texas Wesleyan University	Fort Worth
Trinity University	San Antonio
University of Dallas	Irving
University of the Incarnate Word	San Antonio
University of Mary Hardin-Baylor	Belton
University of St. Thomas	Houston
Wayland Baptist University	Plainview
Wiley College	Marshall
Hallmark University (Associate Member)	San Antonio
Paul Quinn College (Affiliate Member)	Dallas

Independent Colleges and Universities of Texas, Inc. (ICUT)



1303 San Antonio St, Ste 820
Austin, TX 78701

☎: (512) 472-9522

🌐: www.icut.org

📱: @ICUTedu

ICUT supports Texas independent nonprofit colleges and universities by strengthening member institutions through advocacy, policy research and collaboration.

2017 Impact Report

Independent Higher Education in Texas



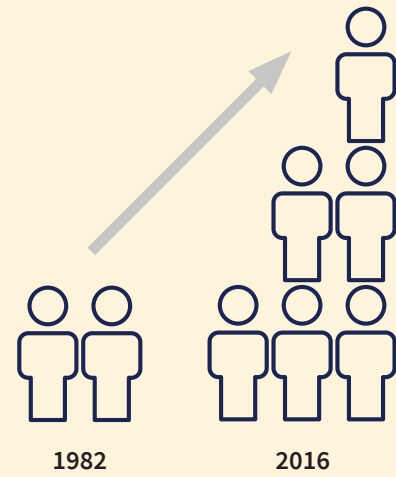
Independent Colleges and Universities of Texas, Inc. (ICUT)

Diversity

5 Five ICUT institutions are classified as Historically Black Colleges and Universities (HBCUs).

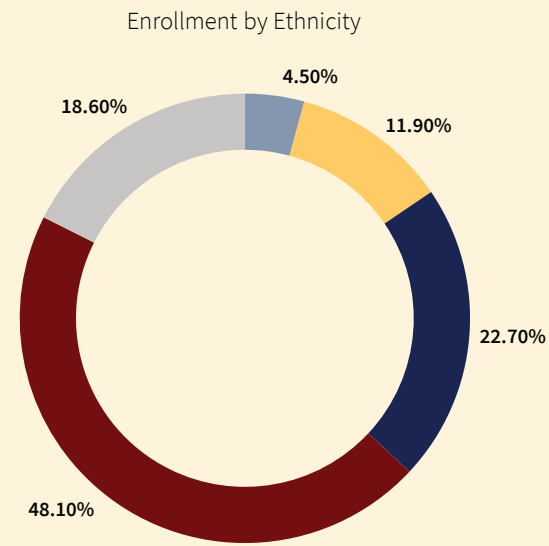
13 Thirteen ICUT institutions qualify as Hispanic Serving Institutions (HSIs), with at least 25 percent Hispanic undergraduate enrollment.

15 Fifteen ICUT institutions qualify as Emerging HSIs, with 15-24 percent Hispanic undergraduate enrollment.



Minority students made up approximately **50 percent** of enrollment at ICUT institutions in Fall 2016, up from 16.9 percent in 1982.

■ Asian
■ Black
■ Hispanic
■ White
■ Other



Economic Impact

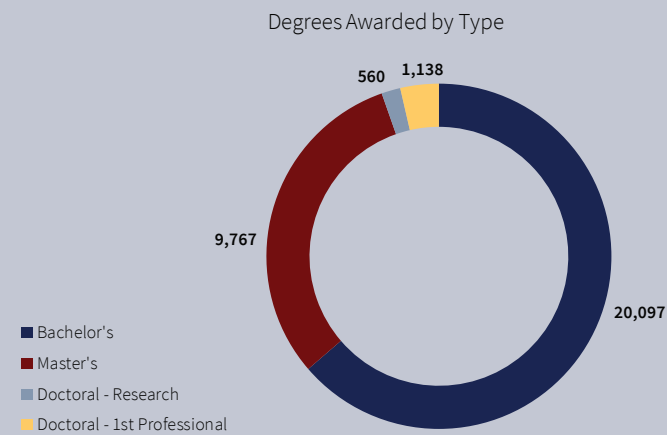
\$3.4b In FY 13, ICUT member institutions spent **\$1.9 billion** on payroll and benefits for **26,834** full-time and part-time employees, and **\$1.5 billion** on goods and services to carry out their day-to-day operations and research.

\$2.6b The net impact of operations spending by ICUT institutions in FY 13 was about **\$2.6 billion** in added state income – equivalent to creating **34,465** new jobs.

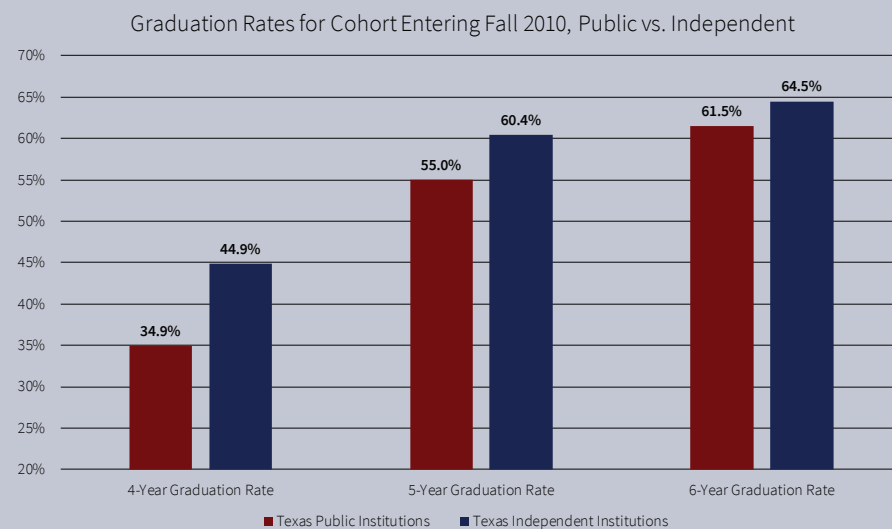
1.4% Payroll and operations spending at ICUT institutions, combined with spending generated by students, visitors, and human capital creation, added **\$18.5 billion** in income to the Texas economy in FY 13. This is equivalent to approximately **1.4 percent** of Texas' GDP.

Excellence and Outcomes

ICUT institutions awarded **31,562** degrees in the 2016-17 academic year.



Students at ICUT member institutions have **higher** four-, five- and six-year graduation rates, on average, than students attending Texas' public institutions.



Financial Aid

\$96.2m In FY 15, **\$96.2 million** in Tuition Equalization Grant (TEG) funds aided **27,314** Texas students.

\$43.5k The overall average family income of TEG recipients is about **\$43,503**.

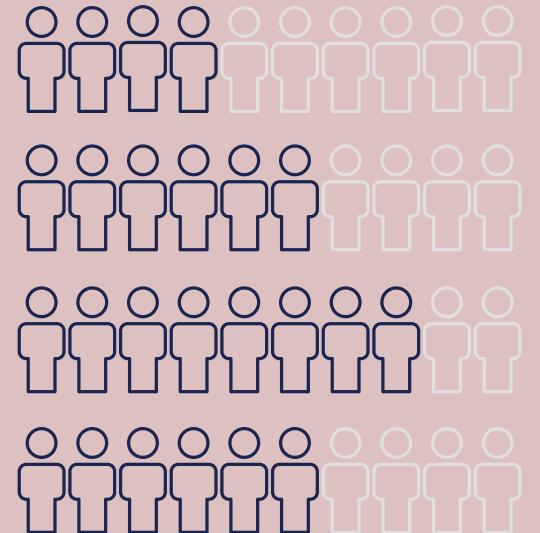
77,347 Of the **94,415** undergraduates enrolled at ICUT member institutions, **77,347** receive some form of grant aid.

Four of every 10 undergraduates enrolled at ICUT member institutions receive Pell Grants. These students have the most financial need in higher education.

Six of every 10 students receiving TEG funding also receive Pell Grants.

Eight of every 10 undergraduates enrolled at ICUT member institutions receive some form of grant aid to fund their education.

Six of every 10 students receiving some form of grant aid at ICUT institutions receive it from sources other than Pell.



Return on State Investment

8% Degrees produced by ICUT member institutions cost taxpayers about **8 percent** of the cost of degrees produced by Texas public institutions.

51% In FY 15, the average Tuition Equalization Grant of **\$3,314** saved the state about **51 percent** of the estimated taxpayer appropriation of **\$6,500** for each full-time Texas public university student.

\$177.5m If TEG recipients had enrolled at Texas public institutions in FY 15, taxpayers would have paid more than **\$177.5 million** – nearly **twice** the appropriation for TEG that year.

About ICUT

Independent Colleges and Universities of Texas, Inc. (ICUT), a nonprofit association, is the voice for Texas' fully accredited private colleges and universities. For over 50 years, it has fulfilled its mission of helping policymakers recognize the importance and value of the independent sector of higher education by successfully articulating the sector's needs and aspirations.

ICUT supports Texas independent nonprofit colleges and universities by strengthening our members through advocacy, policy research and collaboration. Specifically, our programs help our member institutions:

- advance educational opportunities for **students**,
- address financial needs of **families**,
- promote economic opportunities for **communities**,
- foster relationships with **businesses**, and
- inform and advise **policymakers**.