

**ICUT**  
**Annual Statistical Report**  
**2008**



Independent Colleges and Universities of Texas, Inc.  
Stretching Minds. Stretching Money.



---

# ICUT Annual Statistical Report 2008

Carol McDonald  
*President*

**ICUT**

Independent Colleges and Universities of Texas, Inc.  
400 West 15th Street, Suite 850  
P.O. Box 13105, Austin, Texas 78711-3105

---

## TABLE OF CONTENTS

<b>Preface</b>	i
<b>Acknowledgments</b>	iii
<b>ICUT</b>	v
<b>ICUT Institutions</b>	vii
<b>Introduction</b>	1
<b>Section 1: OVERVIEW OF ICUT INSTITUTIONS</b>	
Enrollment	4
Student Credit Hours	4
Enrollment by Ethnicity	5
Enrollment by Geographic Distribution	6
Degrees Awarded	6
Sources of Student Financial Aid	7
Average Tuition and Fees	7
Full-time Faculty	8
Expenditures	9
Sources of Revenue	10
<b>Section 2: FIVE-YEAR TRENDS</b>	
Total Enrollment	12
Minority Enrollment	13
Tuition and Fees	14
Institutional Financial Aid	15
Student-to-faculty Ratio	16

---

### Section 3: INSTITUTION-LEVEL DATA

#### Part I: Student Data

Summary of Student Data	21
Enrollment	22
First-time, First-year, Degree-seeking	23
Semester Credit Hours	24
Geographic Distribution	25
Ethnicity	26
Degrees Awarded	28
Persistence and Graduation of Undergraduates	29

#### Part II: Student Financial Aid Data

Summary of Student Financial Aid Data	33
Student Costs	34
Sources of Student Aid	35
Tuition Equalization Grant Statistics	36
TEXAS Grant Statistics	37
Texas College Work Study Statistics	38
Persistence and Graduation of TEG Recipients	39

#### Part III: Faculty Data

Summary of Faculty Data	43
Full-time Faculty	44
Tenured Faculty	45

#### Part IV: Financial Data

Summary of Financial Data	49
Expenditures by Function	50
Sources of Revenue	52
Land, Buildings and Equipment	53
Endowment	54



---

## **Preface**

The 2008 ICUT Annual Statistical Report presents data by institution for all 40 ICUT institutions. Data collected on students, faculty, student financial aid, and institutional finances are presented in four parts and include summary pages comparing the totals with the previous year. Every effort has been made to ensure comparability with the previous year's data.

The 2008 Annual Statistical Report was produced by Elizabeth Puthoff and was edited by Carol McDonald and Nancy Ward.





---

## Acknowledgments

The ICUT staff wishes to thank member institutions for collecting the data presented in this report. Special thanks go to the Institutional Research Officers, Financial Aid Officers and Chief Financial Officers for the time and energy they expended to provide us the information that is presented here. We could not have produced this report without their help.

Since the analyses in any report are only as good as the data upon which they are based, we sincerely appreciate the careful and conscientious efforts of all who provide information.

The ICUT Staff



---

ICUT  
Independent Colleges and Universities of Texas  
Stretching Minds. Stretching Money.

**Our purpose...**

ICUT works with the Legislature, state agencies and other appropriate organizations to promote access for all Texans to the state's private colleges and universities.

**Our primary activity is to support and enhance the Tuition Equalization Grant...**

The TEG offers two compelling advantages:

*The TEG stretches the state's higher education dollar.* Helping students find places at private colleges or universities costs less than educating them at state universities.

*The TEG helps Texas students from all legislative districts* attend the colleges of their choice.

**Other important ICUT activities include...**

***Helping legislators find information they need about higher education.***

*Monitoring the legislative process* on behalf of Texas' private institutions and assisting them with appropriate responses and initiatives.

*Finding ways to control costs* at ICUT institutions by negotiating as a group for goods and services.

**An established institution...**

Founded in 1965, ICUT is a public policy organization in Austin which helps legislators, state administrators, high school counselors and students understand the TEG and other public policy issues that provide access to Texas' private colleges and universities.

**How the TEG stretches taxpayers' dollars**

The average TEG award in fiscal year 2007 was \$3,260. In contrast, about \$6,662 was appropriated for every full-time student enrolled at a state university—almost a 2.1-to-one savings. It would cost taxpayers nearly \$202 million to enroll TEG recipients in state universities, and this would strain the capacity of those institutions.

**How the TEG helps Texans**

Texas students seeking TEG assistance must demonstrate financial need through the Free Application for Federal Student Aid (FAFSA). To qualify, students must be Texas residents, enroll full-time, maintain a 2.5 GPA, pay higher tuition than charged at a public institution, and not be athletic scholarship recipients.



---

# ICUT INSTITUTIONS

---

Abilene Christian University  
Amberton University  
Austin College  
Baylor University  
College of St. Thomas More  
Concordia University Texas  
Dallas Baptist University  
East Texas Baptist University  
Hardin-Simmons University  
Houston Baptist University  
Howard Payne University  
Huston-Tillotson University  
Jacksonville College  
Jarvis Christian College  
LeTourneau University  
Lon Morris College  
Lubbock Christian University  
McMurry University  
Our Lady of the Lake University  
Paul Quinn College  
Rice University  
St. Edward's University  
St. Mary's University  
Schreiner University  
Southern Methodist University  
Southwestern Adventist University  
Southwestern Assemblies of God University  
Southwestern Christian College  
Southwestern University  
Texas Christian University  
Texas College  
Texas Lutheran University  
Texas Wesleyan University  
Trinity University  
University of Dallas  
University of the Incarnate Word  
University of Mary Hardin-Baylor  
University of St. Thomas  
Wayland Baptist University  
Wiley College

---

# Introduction

---

The 2008 Statistical Report contains both raw data and trend analysis. Data sources are cited in each table and include the National Center for Educational Statistics Integrated Postsecondary Education Data System (IPEDS), the Texas Higher Education Coordinating Board (THECB), The College Board and ICUT data collection forms.

Sections 1 and 2 give an overview of ICUT institutions as a whole. The first chapter summarizes current-year data and the second gives a five-year trend for key variables.

Section 3 contains institution-level data in table form. There are four sections within this chapter: Part I contains student data, including: enrollment; first-time, first-year, degree seeking students; semester credit hours; geographic distribution; ethnicity; degrees awarded; and persistence of undergraduates.

Part II presents data on student costs and a broad summary of sources of student aid. Grant statistics are given for the Tuition Equalization Grant program, a state program for students attending independent colleges and universities in Texas. Also included are award totals for the state-supported TEXAS Grant and College Work Study programs available to students at both public and independent colleges and universities in Texas. The TEXAS Grant program is currently being phased out at ICUT institutions.

Part III provides data on faculty at ICUT institutions, including the number of full-time faculty by rank and the number of tenured faculty by rank.

Part IV presents institutional financial data, including: data on expenditures by function; sources of revenue; value of land, buildings, and equipment; and endowment.



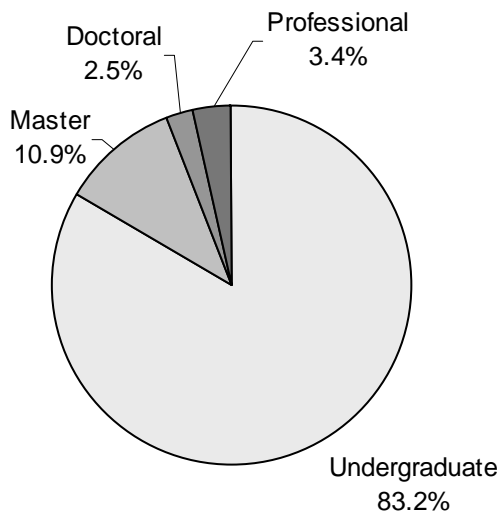
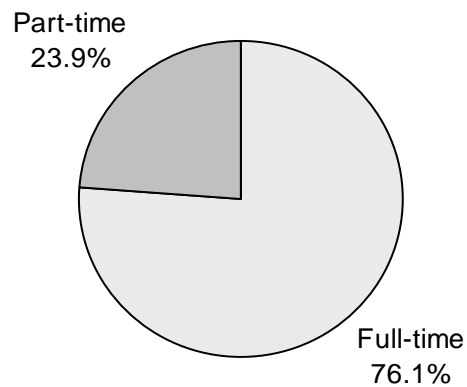
---

# Section 1: Overview of ICUT Institutions

# Overview of ICUT Institutions

Enrollment by Classification, Fall 2007		
Classification	Number	Percentage
Full-time	88,018	76.1
Part-time	26,689	23.9
<b>Total</b>	<b>115,707</b>	<b>100.0</b>

Source: IPEDS Fall Enrollment, 2007



Credit Hours by Degree Classification, 2006-2007		
Classification	Number	Percentage
Undergraduate	2,461,766	83.2
Master	324,015	10.9
Doctoral	73,650	2.5
Professional	102,083	3.4
<b>Total</b>	<b>2,961,524</b>	<b>100.0</b>

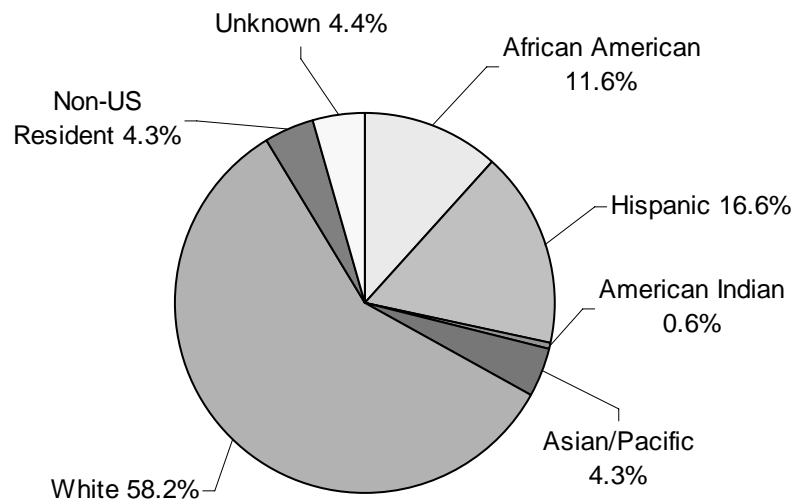
Source: ICUT

# Overview of ICUT Institutions

---

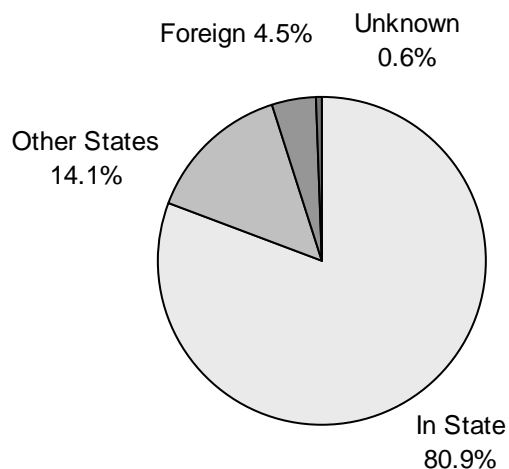
Enrollment by Ethnicity, Fall 2007		
Ethnicity	Number	Percentage
African American	13,414	11.6
Hispanic	19,171	16.6
American Indian	674	0.6
Asian/Pacific	5,022	4.3
White	67,286	58.2
Non-U.S. Resident	5,032	4.3
Unknown	5,108	4.4
<b>Total</b>	<b>115,707</b>	<b>100.0</b>

Source: IPEDS Fall Enrollment, 2007

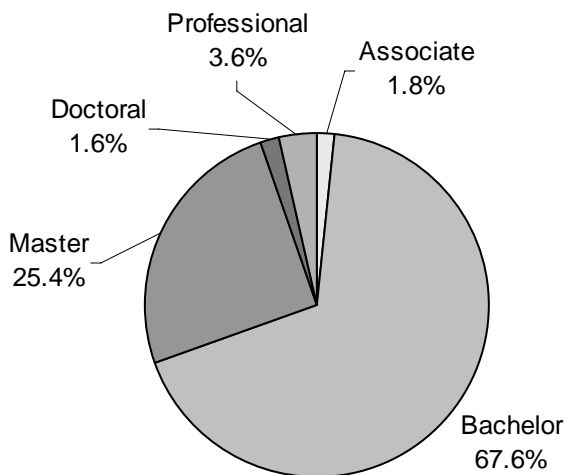


# Overview of ICUT Institutions

Enrollment by Geographic Distribution, Fall 2007		
Residency	Number	Percentage
In-State	93,068	80.9
Other States	16,247	14.1
Foreign	5,148	4.5
Unknown	640	0.6
<b>Total</b>	<b>115,103</b>	<b>100.0</b>



Source: ICUT  
 \*This total may include study abroad students and auditors and may, therefore, differ from IPEDS numbers.



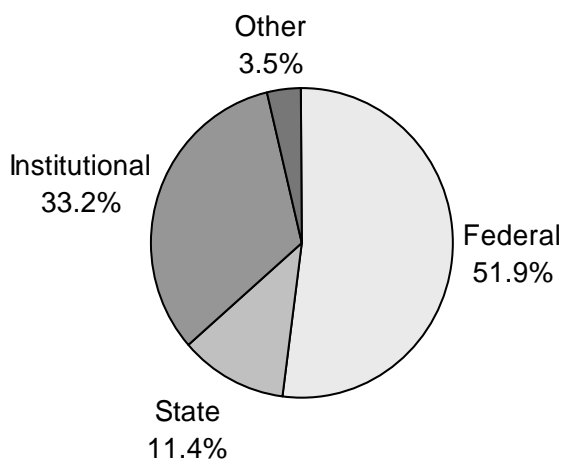
Degrees Awarded, 2006-2007		
Classification	Number	Percentage
Associate	480	1.8
Bachelor	17,913	67.6
Master	6,741	25.4
Doctoral	435	1.6
Professional	947	3.6
<b>Total</b>	<b>26,516</b>	<b>100.0</b>

Source: IPEDS Completions, 2006-2007

# Overview of ICUT Institutions

Sources of Student Financial Aid, 2006-2007		
Type	Amount	Percentage
Federal	\$672,525,490	51.9
State	147,983,925	11.4
Institutional	429,818,427	33.2
Other	45,083,902	3.5
<b>Total</b>	<b>\$1,295,411,744</b>	<b>100.0</b>

Source: ICUT

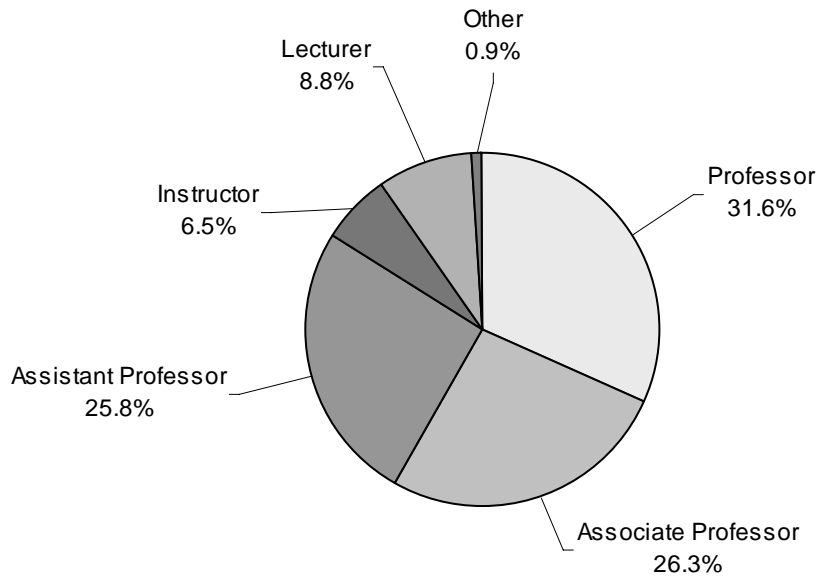


College Board, 2007-2008 Average Tuition and Fees, Private Institutions	\$20,565
ICUT Institutions, 2007-2008 Average Tuition and Fees	\$16,593
ICUT 2007-2008 Tuition and Fees Range	\$6,000 – \$30,880

Source: ICUT and the College board

# Overview of ICUT Institutions

---



Full- Time Faculty by Classification, 2007-2008		
Classification	Number	Percentage
Professor	1,870	31.6
Associate Professor	1,556	26.3
Assistant Professor	1,526	25.8
Instructor	384	6.5
Lecturer	523	8.8
Other	54	0.9
<b>Total</b>	<b>5,913</b>	<b>100.0</b>

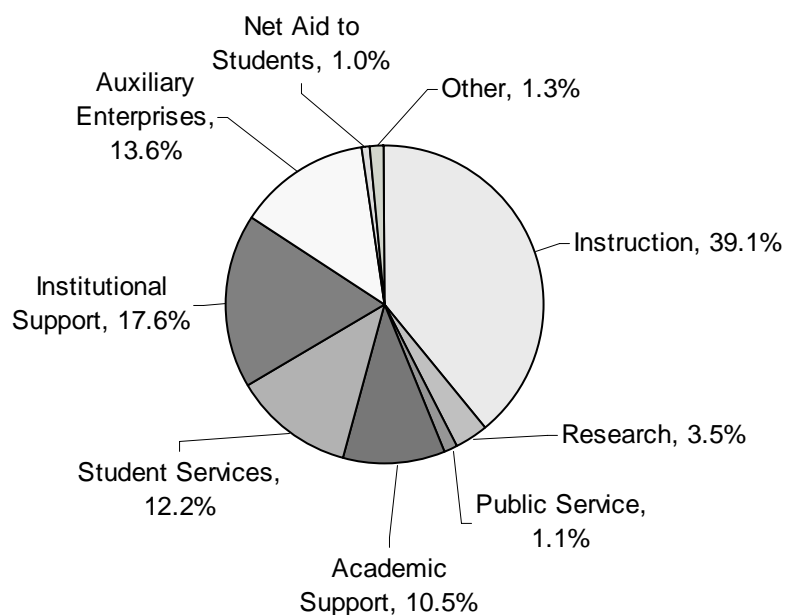
Source: ICUT

# Overview of ICUT Institutions

Expenditures, 2006-2007		
Type	Amount	Percentage
Instruction	\$988,355,123	39.1
Research	88,959,253	3.5
Public Service	26,783,224	1.1
Academic Support	265,822,658	10.5
Student Services	308,525,389	12.2
Institutional Support	444,321,679	17.6
Auxiliary Enterprises	343,832,890	13.6
Net Aid to Students	25,426,397	1.0
Other	34,100,412	1.3
<b>Total</b>	<b>\$2,526,127,025</b>	<b>100.0</b>

Source: IPEDS Finance, 2007

(1) Net aid to students refers to student grants that are reported as expenditures. It does not include student aid in the form of work study or reduced tuition.

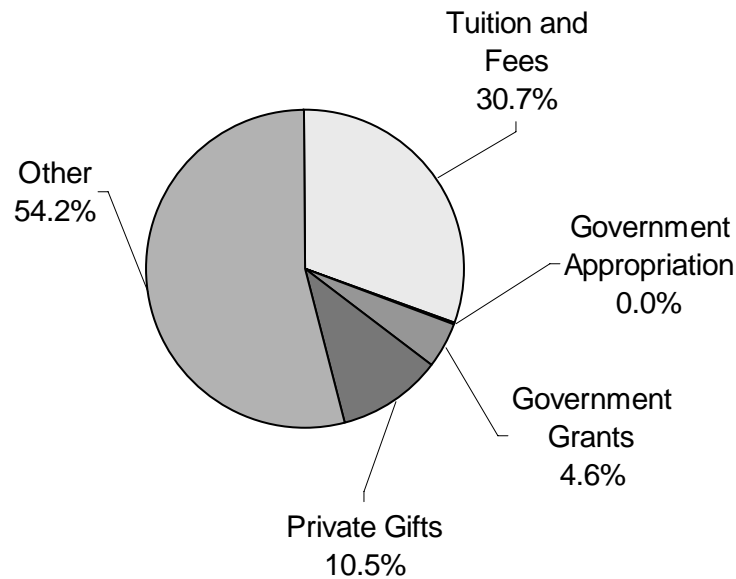


# Overview of ICUT Institutions

---

Sources of Revenue, 2006-2007		
Type	Amount	Percentage
Tuition and Fees	\$1,329,760,921	30.7
Government Appropriation	1,858,882	0.04
Government Grants	199,606,789	4.6
Private Gifts	453,804,274	10.5
Other	2,346,137,521	54.2
<b>Total</b>	<b>\$4,331,168,387</b>	<b>100.0</b>

Source: IPEDS Finance, 2007



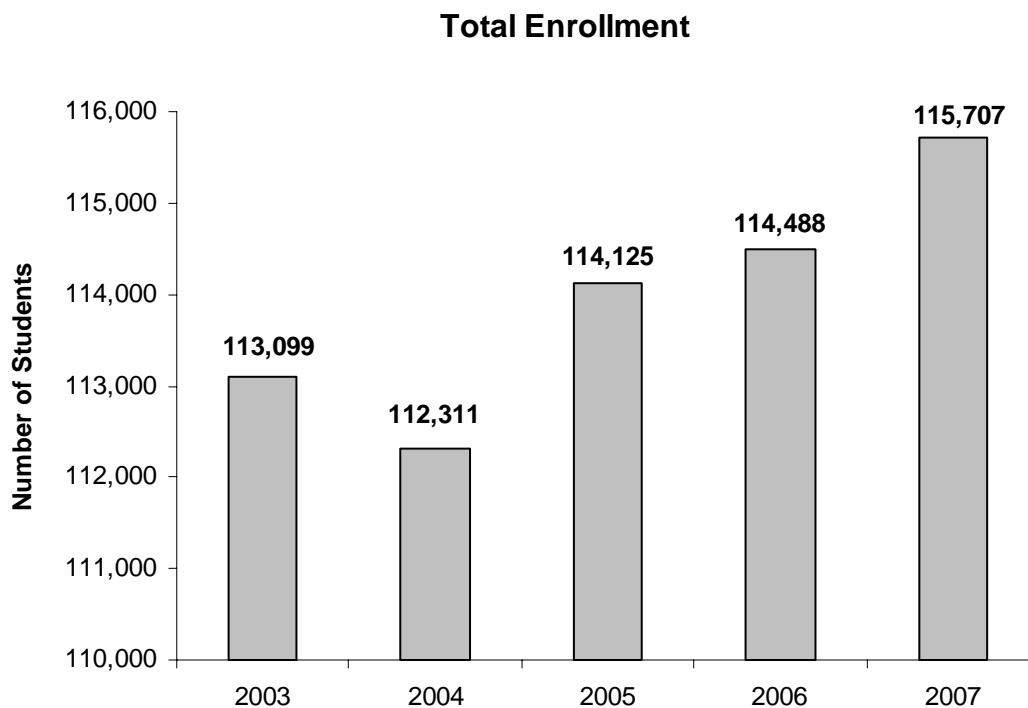


---

**Section 2:**  
**Five-year Trends**  
**at ICUT Institutions**

# Five-year Trend: Enrollment

---

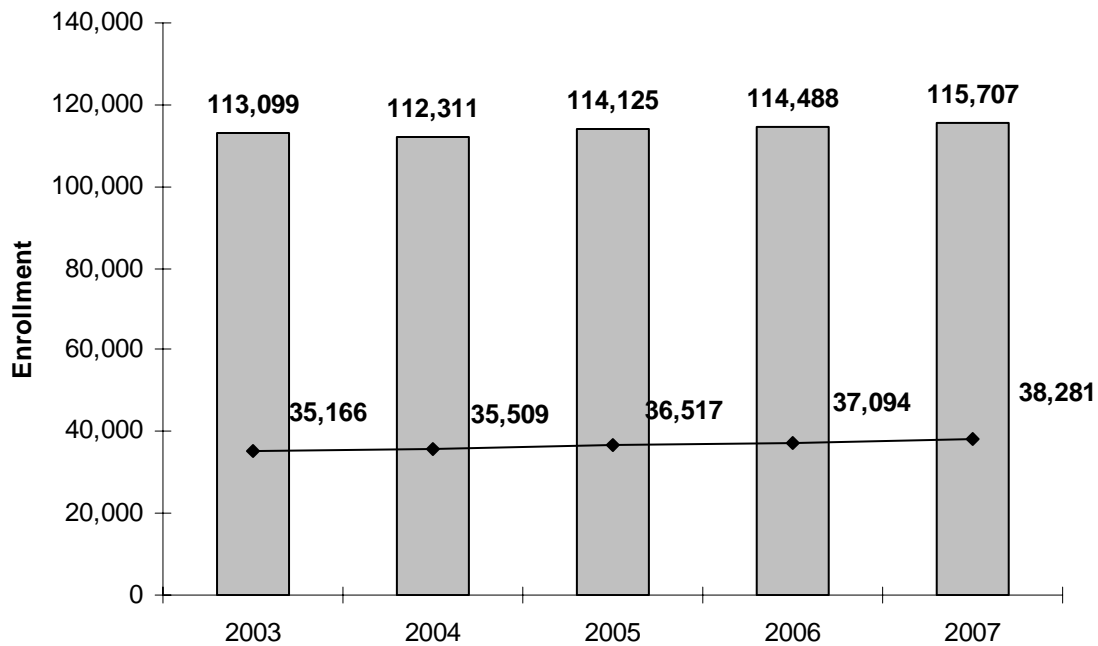


Overall Enrollment		
Year	Number of Students	Percent Change
2003	113,099	
2004	112,311	-0.7
2005	114,125	+1.6
2006	114,488	+0.3
2007	115,707	+1.1

Source: IPEDS Enrollment, 2007

# Five-year Trend: Enrollment

## Minority Enrollment

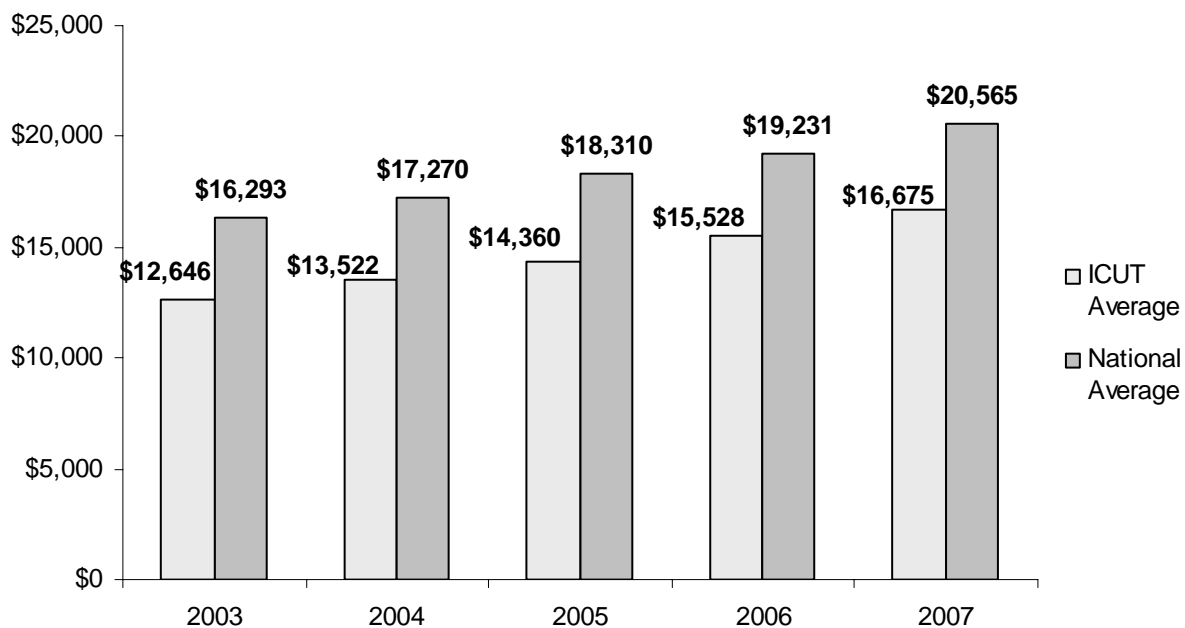


Minority Enrollment				
Year	Total Enrollment	Minority Enrollment	Percent	Percent Change
2003	113,099	35,166	31.1	
2004	112,311	35,509	31.6	+1.7
2005	114,125	36,517	32.0	+1.2
2006	114,488	37,094	32.4	+1.3
2007	115,707	38,281	33.1	+2.2

Source: IPEDS Enrollment, 2007

# Five-year Trend: Tuition and Fees

**Tuition and Fees:  
ICUT Institutions vs. National Average**

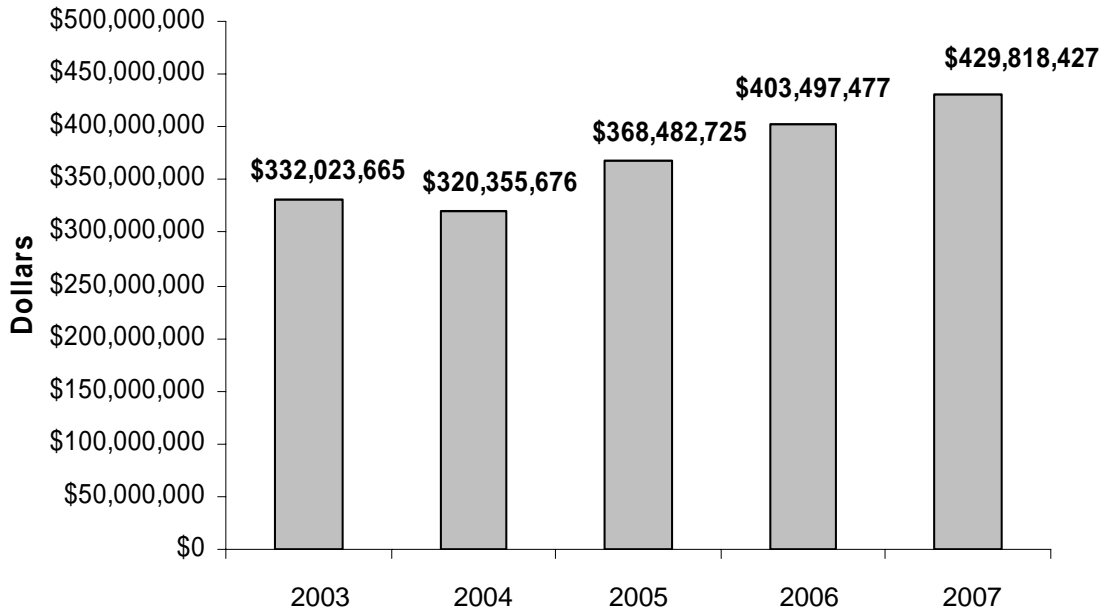


Average Tuition and Fees				
Year	ICUT Institutions	Percent Change	National Average	Percent Change
2003	12,646		16,293	
2004	13,522	+6.9	17,270	+6.0
2005	14,360	+6.2	18,310	+6.0
2006	15,528	+8.1	19,231	+5.0
2007	16,675	+7.4	20,565	+6.9

Source: ICUT and The College Board

# Five-year Trend: Institutional Aid

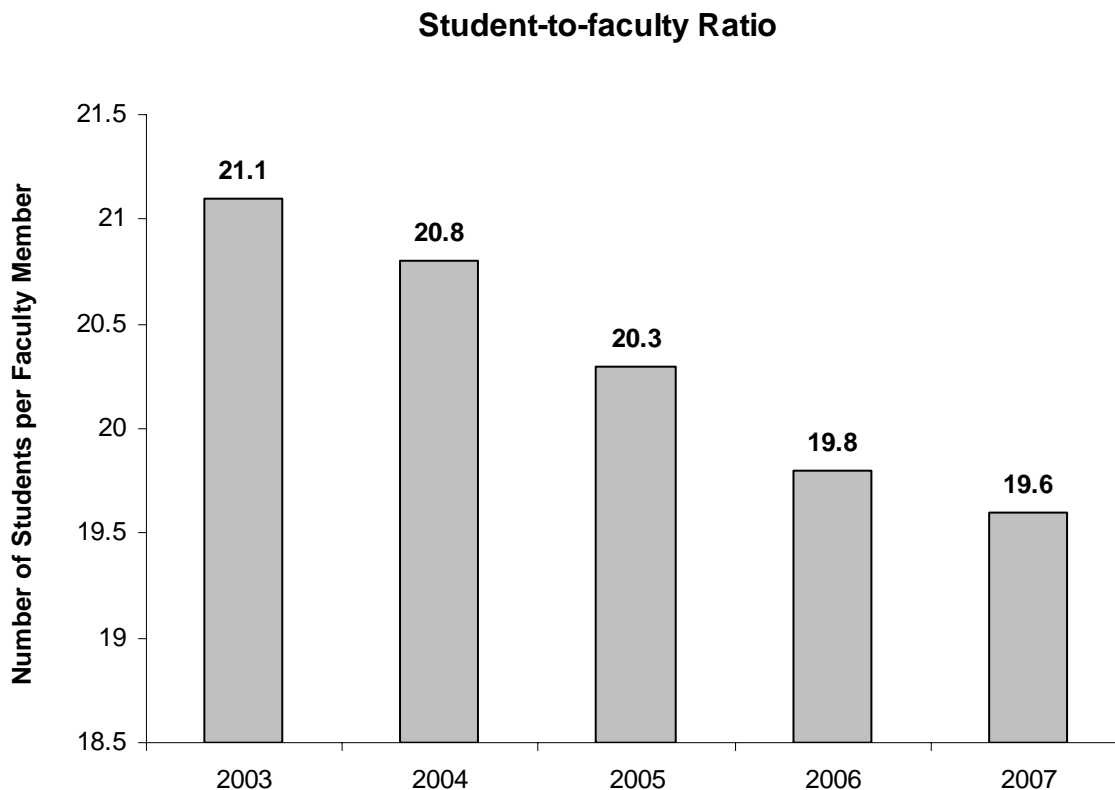
**Institutional Financial Aid**



Institutional Financial Aid Awarded		
Year	Amount	Percent Change
2003	332,023,665	
2004	320,355,676	-3.5
2005	368,482,725	+15.0
2006	403,497,477	+9.5
2007	429,818,427	+6.5

Source: ICUT

# Five-year Trend: Student-to-faculty Ratio



Student-to-faculty* Ratio				
Year	Total Enrollment	Total Faculty	Ratio	Percent Change
2003	113,099	5,348	21.1 :1	
2004	112,311	5,393	20.8 :1	-1.4
2005	114,125	5,614	20.3 :1	-2.4
2006	114,488	5,606	19.8 :1	-1.5
2007	115,707	5,913	19.6 :1	-1.0

Source: ICUT and IPEDS Enrollment  
 \*Includes only full-time faculty

---

# Section 3:

## Institution-level Data





---

# Part I: Student Data



---

## Summary of Student Data

The total headcount enrollment at ICUT institutions increased from 114,488 in fall 2006 to 115,707 in fall 2007, an increase of 1.1%. The number of first-time, first-year, degree-seeking students increased by 2.2% from fall 2006 to 2007.

As a percentage of the total enrollment at all ICUT institutions in fall 2007, 58.2% of the students were white; 11.6% were African American; 16.6% were Hispanic; 4.3% were Asian/Pacific; 0.6% were American Indian; 4.3% were non-US residents; and 4.4% did not report.

ICUT institutions continue to serve primarily Texas residents, with 80.8% coming from Texas; 14.1% were from other states; and the remainder were from foreign countries or their residency status was not reported.

ICUT institutions remain focused on providing undergraduate education. A total of 83.1% of semester credit hours taken were in undergraduate courses, and 67.6% of the degrees awarded were bachelor's degrees.

The THECB provided data to demonstrate the persistence of first-time undergraduates from 2006 to the fall of 2007. A total of 73.46% remained at the same ICUT institution and a total of 85.05% remained in college in Texas.

# Institution-level Data

---

## Enrollment Fall 2007

ICUT INSTITUTION	FULL-TIME	PART-TIME	TOTAL
Abilene Christian U	4,028	647	4,675
Amberton U	632	954	1,586
Austin C	1,326	13	1,339
Baylor U	13,595	579	14,174
C of St. Thomas More	22	70	92
Concordia U Texas	848	984	1,832
Dallas Baptist U	2,754	2,490	5,244
East Texas Baptist U	1,152	156	1,308
Hardin-Simmons U	1,997	438	2,435
Houston Baptist U	1,963	376	2,339
Howard Payne U	1,049	337	1,386
Huston-Tillotson U	680	88	768
Jacksonville C	194	70	264
Jarvis Christian C	658	54	712
LeTourneau U	3,463	462	3,925
Lon Morris C	341	54	395
Lubbock Christian U	1,426	534	1,960
McMurry U	1,183	279	1,462
Our Lady of the Lake U	1,340	1,268	2,608
Paul Quinn C	482	85	567
Rice U	5,036	125	5,161
St. Edward's U	3,487	1,830	5,317
St. Mary's U	3,246	674	3,920
Schreiner U	920	51	971
Southern Methodist U	8,010	2,819	10,829
SW Adventist U	732	158	890
SW Assemblies of God U	1,376	458	1,834
SW Christian C	195	6	201
Southwestern U	1,267	27	1,294
Texas Christian U	7,582	1,086	8,668
Texas C	745	29	774
Texas Lutheran U	1,307	68	1,375
Texas Wesleyan U	1,996	1,091	3,087
Trinity U	2,558	128	2,686
U of Dallas	1,609	1,363	2,972
U of the Incarnate Word	3,129	2,623	5,752
U of Mary Hardin-Baylor	2,297	354	2,651
U of St. Thomas	1,574	1,699	3,273
Wayland Baptist U	1,015	2,040	4,055
Wiley C	804	122	926
<b>TOTAL</b>	<b>88,018</b>	<b>26,689</b>	<b>115,707</b>

Source: IPEDS Fall Enrollment, 2007

## Part I: Student Data

### First-time, First-year, Degree-Seeking Fall 2007

ICUT INSTITUTION	FULL-TIME	PART-TIME	TOTAL
Abilene Christian U	887	3	890
Amberton U	0	0	0
Austin C	334	0	334
Baylor U	2,729	3	2,732
C of St Thomas More	5	10	15
Concordia U Texas	160	5	165
Dallas Baptist U	328	1	329
East Texas Baptist U	312	1	313
Hardin-Simmons U	465	0	465
Houston Baptist U	449	7	456
Howard Payne U	258	18	276
Huston-Tillotson U	188	6	194
Jacksonville C	67	1	68
Jarvis Christian C	133	0	133
LeTourneau U	323	0	323
Lon Morris C	190	3	193
Lubbock Christian U	304	1	305
McMurry U	311	0	311
Our Lady of the Lake U	284	1	285
Paul Quinn C	102	3	105
Rice U	741	1	742
St. Edward's U	725	8	733
St. Mary's U	565	1	566
Schreiner U	262	3	265
Southern Methodist U	1,306	3	1,309
SW Adventist U	210	5	215
SW Assemblies of God U	256	2	258
SW Christian C	82	0	82
Southwestern U	371	0	371
Texas Christian U	1,640	4	1,644
Texas C	216	2	218
Texas Lutheran U	365	0	365
Texas Wesleyan U	211	3	214
Trinity U	631	0	631
U of Dallas	363	0	363
U of the Incarnate Word	716	2	718
U of Mary Hardin-Baylor	479	2	481
U of St. Thomas	288	6	294
Wayland Baptist U	247	5	252
Wiley C	200	20	220
<b>TOTAL</b>	<b>17,703</b>	<b>130</b>	<b>17,833</b>

Source: IPEDS Fall Enrollment, 2007

# Institution-level Data

## Semester Credit Hours 2006-2007

INSTITUTION	UNDERGRADUATE	MASTER	DOCTORAL	PROFESSIONAL	TOTAL
Abilene Christian U	118,541	9,270	186	1,550	129,547
Amberton U	10,206	16,971	0	0	27,177
Austin C	46,187	832	0	0	47,019
Baylor U	357,872	19,572	14,208	20,372	412,024
C of St. Thomas More*					0
Concordia U Texas	31,456	3,919	0	0	35,375
Dallas Baptist U	85,604	24,327	1,647	0	111,578
East Texas Baptist U	36,316	0	0	0	36,316
Hardin-Simmons U	53,036	4,897	3,085	1,618	62,636
Houston Baptist U	48,606	5,469	0	0	54,075
Howard Payne U	34,686	131	0	0	34,817
Huston-Tillotson U	18,079	0	0	780	18,859
Jacksonville C	7,978	0	0	0	7,978
Jarvis Christian C	18,816	0	0	0	18,816
LeTourneau U	83,292	5,376	0	0	88,668
Lon Morris C	10,971	0	0	0	10,971
Lubbock Christian U	48,129	3,849	0	0	51,978
McMurry U	38,173	0	0	0	38,173
Our Lady of the Lake U	40,104	16,836	2,111	0	59,051
Paul Quinn C	22,305	0	0	0	22,305
Rice U	90,781	21,415	37,634	0	149,830
St. Edward's U	108,751	16,087	0	0	124,838
St. Mary's U	67,969	10,507	1,104	22,330	101,910
Schreiner U	24,244	1,086	0	0	25,330
Southern Methodist U	191,440	48,658	3,804	30,284	274,186
SW Adventist U	21,825	4,800	0	0	26,625
SW Assemblies of God U	36,380	3,174	0	0	39,554
SW Christian C	3,557	0	0	0	3,557
Southwestern U	39,657	0	0	0	39,657
Texas Christian U	215,325	17,624	2,869	0	235,818
Texas C	29,139	0	0	0	29,139
Texas Lutheran U	38,658	0	0	0	38,658
Texas Wesleyan U	36,431	11,843	0	20,333	68,607
Trinity U	73,534	0	4,425	0	77,959
U of Dallas	35,513	25,752	1,027	0	62,292
U of the Incarnate Word	122,367	13,459	1,265	2,744	139,835
U of Mary Hardin-Baylor	66,631	2,715	126	0	69,472
U of St. Thomas	46,026	22,727	159	2,072	70,984
Wayland Baptist U	77,894	12,719	0	0	90,613
Wiley C	25,297	0	0	0	25,297
<b>TOTAL</b>	<b>2,461,776</b>	<b>324,015</b>	<b>73,650</b>	<b>102,083</b>	<b>2,961,524</b>
<b>PERCENTAGE</b>	<b>83.1%</b>	<b>10.9%</b>	<b>2.5%</b>	<b>3.4%</b>	<b>100%</b>

\*Data not received

Source: ICUT

# Part I: Student Data

## Geographic Distribution, Fall 2007

ICUT INSTITUTION	TEXAS	OTHER STATES	FOREIGN	NOT REPORTED	TOTAL
Abilene Christian U	3,560	882	226	7	4,675
Amberton U	1,328	207	61		1,596
Austin C	1,218	88	23	10	1,339
Baylor U	11,355	2,332	434	53	14,174
C of St. Thomas More*					0
Concordia U Texas	1,767	64	2	2	1,835
Dallas Baptist U	4,496	244	504	0	5,244
East Texas Baptist U	1,158	133	17	0	1,308
Hardin-Simmons U	2,331	84	19	1	2,435
Houston Baptist U	1,821	51	120	0	1,992
Howard Payne U	1,224	39	6	116	1,385
Huston-Tillotson U	707	45	16	0	768
Jacksonville C	246	5	13	0	264
Jarvis Christian C	594	118	0	0	712
LeTourneau U	3,163	728	28	6	3,925
Lon Morris C	341	15	37	2	395
Lubbock Christian U	1,749	198	12	1	1,960
McMurry U	1,383	63	16	0	1,462
Our Lady of the Lake U	2,563	25	20	0	2,608
Paul Quinn C	475	73	42	0	590
Rice U	2,589	1,642	848	82	5,161
St. Edward's U	4,973	228	112	4	5,317
St. Mary's U	3,561	228	131	0	3,920
Schreiner U	950	15	6	0	971
Southern Methodist U	6,743	3,141	892	53	10,829
SW Adventist University	520	234	131	0	885
SW Assemblies of God U	1084	725	23	1	1,833
SW Christian C*	116	98	13	0	227
Southwestern U	1,191	94	1	8	1,294
Texas Christian U	6,499	1,564	441	164	8,668
Texas C	674	94	2	0	770
Texas Lutheran U	1,326	37	11	1	1,375
Texas Wesleyan U	2,793	254	40	0	3,087
Trinity U	1,613	677	171	18	2,479
U of Dallas	1,848	763	258	103	2,972
U of the Incarnate Word	5,245	322	185	0	5,752
U of Mary Hardin-Baylor	2,576	49	18	8	2,651
U of St. Thomas	2,942	100	231	0	3,273
Wayland Baptist U	3,846	176	24	0	4,046
Wiley C	500	412	14	0	926
<b>TOTAL (1)</b>	<b>93,068</b>	<b>16,247</b>	<b>5,148</b>	<b>640</b>	<b>115,103</b>
<b>PERCENTAGE</b>	<b>80.8%</b>	<b>14.1%</b>	<b>4.5%</b>	<b>0.6%</b>	<b>100.0%</b>

\*Data not received

(1) These totals may include study abroad students and auditors, and may therefore differ from the IPED's numbers reported for Enrollment and Ethnicity on pages 22 and 26 respectively.

Source: ICUT

# Institution-level Data: Ethnicity Fall 2007

ICUT INSTITUTION	AFRICAN AMERICAN	HISPANIC	AMERICAN INDIAN	ASIAN/PACIFIC	WHITE	NON-US RESIDENT	NOT REPORTED	TOTAL
Abilene Christian U	331	280	28	47	3,645	226	118	4,675
Amberton U	491	112	14	33	841	0	95	1,586
Austin C	37	107	11	191	969	24	0	1,339
Baylor U	995	1,330	90	899	10,151	434	275	14,174
C of St. Thomas More	2	2	0	0	85	3	0	92
Concordia U Texas	263	338	3	28	978	2	220	1,832
Dallas Baptist U	1,018	439	45	103	3,135	504	0	5,244
East Texas Baptist U	217	56	14	15	989	17	0	1,308
Hardin-Simmons U	108	235	16	24	1,799	17	236	2,435
Houston Baptist U	445	375	10	334	994	142	39	2,339
Howard Payne U	95	212	12	12	933	6	116	1,386
Huston-Tillotson U	574	95	0	8	64	16	11	768
Jacksonville C	42	20	0	0	189	13	0	264
Jarvis Christian C	666	34	1	0	9	2	0	712
LeTourneau U	893	326	19	58	2,523	28	78	3,925
Lon Morris C	97	48	1	1	208	37	3	395
Lubbock Christian U	90	288	6	10	1,554	12	0	1,960
McMurry U	197	225	12	18	954	16	40	1,462
Our Lady of the Lake U	221	1,608	8	33	470	20	248	2,608
Paul Quinn C	500	24	0	0	2	41	0	567
Rice U	283	489	23	756	2,505	848	257	5,161
St. Edward's U	280	1,528	40	149	2,918	112	290	5,317
St. Mary's U	142	2,100	12	117	1,184	131	234	3,920
Schreiner U	31	192	9	14	720	5	0	971
Southern Methodist U	615	849	64	737	7,640	892	32	10,829
SW Adventist U	112	248	9	80	315	85	41	890
SW Assemblies of God U	117	276	32	33	1,336	23	17	1,834
SW Christian C	186	2	0	0	5	8	0	201
Southwestern U	36	180	9	58	995	1	15	1,294
Texas Christian U	443	626	40	219	6,472	441	427	8,668
Texas C	677	70	0	0	21	0	6	774
Texas Lutheran U	127	261	5	17	895	11	59	1,375
Texas Wesleyan U	397	406	27	98	1,736	0	423	3,087
Trinity U	98	301	27	172	1,623	130	335	2,686
U of Dallas	228	340	14	234	1,652	258	246	2,972
U of the Incarnate Word	418	3,150	24	147	1,404	211	398	5,752
U of Mary Hardin-Baylor	323	324	15	49	1,894	35	11	2,651
U of St. Thomas	337	797	16	273	1,229	231	390	3,273
Wayland Baptist U	458	845	15	54	2,215	24	444	4,055
Wiley C	824	33	3	1	35	26	4	926
<b>TOTAL</b>	<b>13,414</b>	<b>19,171</b>	<b>674</b>	<b>5,022</b>	<b>67,286</b>	<b>5,032</b>	<b>5,108</b>	<b>115,707</b>
<b>PERCENTAGE</b>	<b>11.6%</b>	<b>16.6%</b>	<b>0.6%</b>	<b>4.3%</b>	<b>58.2%</b>	<b>4.3%</b>	<b>4.4%</b>	<b>100.0%</b>



# Part I: Student Data

ICUT INSTITUTION	AFRICAN AMERICAN	HISPANIC	AMERICAN INDIAN	ASIAN/PACIFIC	WHITE	NON-US RESIDENT	NOT REPORTED
Abilene Christian U	7.1%	6.0%	0.6%	1.0%	78.0%	4.8%	2.5%
Amberton U	31.0%	7.1%	0.9%	2.1%	53.0%	0.0%	6.0%
Austin C	2.8%	8.0%	0.8%	14.3%	72.4%	1.8%	0.0%
Baylor U	7.0%	9.4%	0.6%	6.3%	71.6%	3.1%	1.9%
C of St. Thomas More	2.2%	2.2%	0.0%	0.0%	92.4%	3.3%	0.0%
Concordia U Texas	14.4%	18.4%	0.2%	1.5%	53.4%	0.1%	12.0%
Dallas Baptist U	19.4%	8.4%	0.9%	2.0%	59.8%	9.6%	0.0%
East Texas Baptist U	16.6%	4.3%	1.1%	1.1%	75.6%	1.3%	0.0%
Hardin-Simmons U	4.4%	9.7%	0.7%	1.0%	73.9%	0.7%	9.7%
Houston Baptist U	19.0%	16.0%	0.4%	14.3%	42.5%	6.1%	1.7%
Howard Payne U	6.9%	15.3%	0.9%	0.9%	67.3%	0.4%	8.4%
Huston-Tillotson U	74.7%	12.4%	0.0%	1.0%	8.3%	2.1%	1.4%
Jacksonville C	15.9%	7.6%	0.0%	0.0%	71.6%	4.9%	0.0%
Jarvis Christian C	93.5%	4.8%	0.1%	0.0%	1.3%	0.3%	0.0%
LeTourneau U	22.8%	8.3%	0.5%	1.5%	64.3%	0.7%	2.0%
Lon Morris C	24.6%	12.2%	0.3%	0.3%	52.7%	9.4%	0.8%
Lubbock Christian U	4.6%	14.7%	0.3%	0.5%	79.3%	0.6%	0.0%
McMurry U	13.5%	15.4%	0.8%	1.2%	65.3%	1.1%	2.7%
Our Lady of the Lake U	8.5%	61.7%	0.3%	1.3%	18.0%	0.8%	9.5%
Paul Quinn C	88.2%	4.2%	0.0%	0.0%	7.2%	0.4%	0.0%
Rice U	5.5%	9.5%	0.4%	14.6%	48.5%	16.4%	5.0%
St. Edwards U	5.3%	28.7%	0.8%	2.8%	54.9%	2.1%	5.5%
St. Mary's U	3.6%	53.6%	0.3%	3.0%	30.2%	3.3%	6.0%
Schreiner U	3.2%	19.8%	0.9%	1.4%	74.2%	0.5%	0.0%
Southern Methodist U	5.7%	7.8%	0.6%	6.8%	70.6%	8.2%	0.3%
SW Adventist U	12.6%	27.9%	1.0%	9.0%	35.4%	9.6%	4.6%
SW Assemblies of God U	6.4%	15.0%	1.7%	1.8%	72.8%	1.3%	0.9%
SW Christian C	92.5%	1.0%	0.0%	0.0%	2.5%	4.0%	0.0%
Southwestern U	2.8%	13.9%	0.7%	4.5%	76.9%	0.1%	1.2%
Texas Christian U	5.1%	7.2%	0.5%	2.5%	74.7%	5.1%	4.9%
Texas C	87.5%	9.0%	0.0%	0.0%	2.7%	0.0%	0.8%
Texas Lutheran U	9.2%	19.0%	0.4%	1.2%	65.1%	0.8%	4.3%
Texas Wesleyan U	12.9%	13.2%	0.9%	3.2%	56.2%	0.0%	13.7%
Trinity U	3.6%	11.2%	1.0%	6.4%	60.4%	4.8%	12.5%
U of Dallas	7.7%	11.4%	0.5%	7.9%	55.6%	8.7%	8.3%
U of the Incarnate Word	7.3%	54.8%	0.4%	2.6%	24.4%	3.7%	6.9%
U of Mary Hardin-Baylor	12.2%	12.2%	0.6%	1.8%	71.4%	1.3%	0.4%
U of St. Thomas	10.3%	24.4%	0.5%	8.3%	37.5%	7.1%	11.9%
Wayland Baptist U	11.3%	20.8%	0.4%	1.3%	54.6%	0.6%	10.9%
Wiley C	89.0%	3.6%	0.3%	0.1%	3.8%	2.8%	0.4%

Source: IPEDS Fall Enrollment 2007

# Institution-level Data

## Degrees Awarded 2006-2007

ICUT INSTITUTION	ASSOC	BACH	MAST	DOCT	PROF	TOTAL
Abilene Christian U	3	729	159	7	14	912
Amberton U	0	35	252	0	0	287
Austin C	0	279	27	0	0	306
Baylor U	0	2,130	474	133	204	2,941
C of St. Thomas More	0	6	0	0	0	6
Concordia U Texas	16	199	34	0	0	249
Dallas Baptist U	1	754	446	0	0	1,201
East Texas Baptist U	1	221	0	0	0	222
Hardin-Simmons U	0	383	105	32	17	537
Houston Baptist U	4	290	109	0	0	403
Howard Payne U	3	217	0	0	0	220
Huston-Tillotson U	0	94	0	0	0	94
Jacksonville C	31	0	0	0	0	31
Jarvis Christian C	0	86	0	0	0	86
LeTourneau U	5	585	159	0	0	749
Lon Morris C	61	0	0	0	0	61
Lubbock Christian U	0	421	64	0	1	486
McMurry U	0	251	0	0	0	251
Our Lady of the Lake U	0	338	330	10	0	678
Paul Quinn C	0	105	0	0	0	105
Rice U	0	818	487	143	0	1,448
St. Edward's U	0	837	345	0	0	1,182
St. Mary's U	0	482	249	5	235	971
Schreiner U	1	97	19	0	0	117
Southern Methodist U	0	1,661	1,170	56	273	3,160
SW Adventist U	29	125	15	0	0	169
SW Assemblies of God U	52	271	54	0	2	379
SW Christian C	33	2	0	0	0	35
Southwestern U	0	296	0	0	0	296
Texas Christian U	0	1,624	457	18	0	2,099
Texas C	1	76	0	0	0	77
Texas Lutheran U	0	260	0	0	0	260
Texas Wesleyan U	0	273	150	0	188	611
Trinity U	0	553	119	0	0	672
U of Dallas	0	254	537	3	0	794
U of the Incarnate Word	7	681	258	27	0	973
U of Mary Hardin-Baylor	0	507	43	0	0	550
U of St. Thomas	0	302	430	1	13	746
Wayland Baptist U	232	1,510	249	0	0	1,991
Wiley C	0	161	0	0	0	161
<b>TOTAL</b>	<b>480</b>	<b>17,913</b>	<b>6,741</b>	<b>435</b>	<b>947</b>	<b>26,516</b>
<b>PERCENTAGE</b>	<b>1.8%</b>	<b>67.6%</b>	<b>25.4%</b>	<b>1.6%</b>	<b>3.6%</b>	<b>100.0%</b>

Source: IPEDS Completions, 2006-2007

**Persistence of 2006 First-time Entering  
Undergraduates to Fall 2007 at  
ICUT Institutions (18,607 students)**

<b>ENROLLMENT</b>	<b>NUMBER</b>	<b>PERCENT</b>	<b>CUMULATIVE NUMBER OF STUDENTS</b>	<b>CUMULATIVE PERCENT</b>
Same ICUT Institution	13,668	73.46	13,668	73.46
Other ICUT Institution	215	1.16	13,883	74.61
Public 2 or 4 Year Institution	1,943	10.44	15,826	85.05
Not Found in Texas Institution	2,781	14.95	18,607	100.00

# Institution-level Data

---

## Graduation Rates for Students at ICUT Institutions

<b>FALL 2002 COHORT</b>	<b>GRADUATING BY</b>	<b>PERCENT OF COHORT</b>	<b>PERCENTAGE PERSISTING</b>
4 Year Graduation Rate	Summer 2006	39.00%	30.90%
5 Year Graduation Rate	Summer 2007	58.15%	12.26%
6 Year Graduation Rate	Summer 2008	N/A	N/A

<b>FALL 2003 COHORT</b>	<b>GRADUATING BY</b>	<b>PERCENT OF COHORT</b>	<b>PERCENTAGE PERSISTING</b>
4 Year Graduation Rate	Summer 2007	39.61%	30.54%
5 Year Graduation Rate	Summer 2008	N/A	N/A
6 Year Graduation Rate	Summer 2009	N/A	N/A

N/A = Not Available at time of publication

Source: THECB

---

**Part II:**  
**Student Financial**  
**Aid Data**



---

## Summary of Student Financial Aid Data

The average cost of attending an ICUT institution, shown in the Student Costs table, grew 6.97% between 2006-07 and 2007-08.

Student financial aid from all sources increased 9.6% in 2006-07 over 2005-06. There was an increase of 11.0% in federal aid; a 16.7% increase in state aid; a 6.5% increase in institutional aid; and a decrease of 1.4% in other aid. As a percentage of the total, aid provided by the federal government increased from 2005-2006 (51.3%) to 2006-2007 (52.1%).

The number of students who received Tuition Equalization Grants at ICUT institutions increased from 28,747 in 2005-06 to 29,331 in 2006-07, 2.0%. The average grant amount increased from \$2,931 to \$3,261, 11.3%.

The number of TEXAS Grant recipients decreased by 56.3%. The total grant amount decreased from \$17,813,509 in 2005-06 to \$7,057,013 in 2006-07, 60.4%. The average grant decreased from \$3,523 to \$3,190, 9.5%. The decrease in funds is due to the phasing out of the TEXAS Grant program at independent institutions.

The total grant amount for Texas College Work-Study awards increased 20.2% from \$1,083,510 in 2005-06 to \$1,301,991 in 2006-07. The number of recipients decreased 6.7%, from 1,095 in 2005-06 to 1,168 in 2006-07. The average grant increased 12.6% from \$990 in 2005-06 to \$1,115 in 2006-07.

The THECB provided data to demonstrate the persistence of TEG recipients from 2006 to the fall of 2007. A total of 69.63% remained at the same ICUT institution and a total of 85.54% remained in college in Texas.

# Institution-level Data

## Student Costs 2007-2008 Academic Year

ICUT INSTITUTION	TUITION & FEES	ROOM & BOARD	TOTAL
Abilene Christian U	\$17,410	\$6,350	\$23,760
Amberton U (1)	6,000		6,000
Austin C	24,760	8,234	32,994
Baylor U	24,490	7,526	32,016
C of St. Thomas More	12,000	5,600	17,600
Concordia U Texas	18,130	7,100	25,230
Dallas Baptist U	13,650	4,959	18,609
East Texas Baptist U	14,680	4,663	19,343
Hardin-Simmons U	16,050	4,950	20,206
Houston Baptist U	17,736	4,995	22,731
Howard Payne U	16,030	4,722	20,752
Huston-Tillotson U	10,040	6,224	16,264
Jacksonville C	6,146	3,010	9,156
Jarvis Christian C	7,970	4,810	12,780
LeTourneau U	17,910	6,950	24,860
Lon Morris C	10,950	6,000	16,950
Lubbock Christian U	14,290	4,750	19,040
McMurry U	16,950	6,134	23,084
Our Lady of the Lake U	19,116	5,838	24,954
Paul Quinn C	9,170	4,600	13,770
Rice U	28,905	10,250	39,155
St. Edward's U	20,400	7,160	27,560
St. Mary's U	20,900	6,896	27,796
Schreiner U	17,008	7,910	24,918
Southern Methodist U	30,880	10,995	41,875
SW Adventist U	14,284	6,424	20,708
SW Assemblies of God U	11,530	5,282	16,812
SW Christian C	6,182	4,132	10,314
Southwestern U	25,740	8,440	34,180
Texas Christian U	24,820	8,200	33,020
Texas C	8,746	5,600	14,346
Texas Lutheran U	20,060	6,780	26,840
Texas Wesleyan U	15,775	6,300	22,075
Trinity U	25,867	8,270	34,137
U of Dallas	23,267	7,615	30,882
U of the Incarnate Word	18,400	6,994	25,394
U of Mary Hardin-Baylor	17,700	5,728	23,428
U of St. Thomas	19,070	7,300	26,370
Wayland Baptist U	11,300	4,050	15,350
Wiley C	9,400	5,300	14,700
<b>TOTAL AVERAGE</b>	<b>\$16,593</b>	<b>\$6,334</b>	<b>\$22,749</b>

(1) Amberton University is not included in the Total Average for Room and Board, as they do not have on-campus housing and students do not pay room and board.

Source: ICUT Data Collection



## Part II: Student Financial Aid Data

### Sources of Student Aid 2006-2007

ICUT INSTITUTION	FEDERAL	STATE	INSTITUTIONAL	OTHER	TOTAL
Abilene Christian U	\$27,694,150	\$8,391,627	\$17,650,713	\$1,448,392	\$55,184,882
Amberton U (1)					
Austin C	9,446,833	2,641,138	11,193,902	454,127	23,736,000
Baylor U	68,940,424	20,830,319	53,530,524	3,687,011	146,988,278
C of St. Thomas More	32,250	55,156	11,454	8,200	107,060
Concordia U Texas	7,071,331	1,730,424	4,132,781	397,353	13,331,889
Dallas Baptist U	26,278,339	3,542,016	9,360,842	4,898,732	44,079,929
East Texas Baptist U	6,846,211	2,698,109	7,173,924	681,020	17,399,264
Hardin-Simmons U	15,749,744	3,955,820	6,573,921	2,932,714	29,212,199
Houston Baptist U	11,586,721	2,490,689	10,802,420	2,239,802	27,119,632
Howard Payne U	7,698,041	2,603,594	4,423,276	587,408	15,312,319
Huston-Tillotson U	5,861,738	1,070,016	742,799	372,095	8,046,648
Jacksonville C	478,081	387,372	528,684	26,362	1,420,499
Jarvis Christian C*	5,113,488	1,005,206		0	6,118,694
LeTourneau U	32,555,741	1,668,890	6,934,635	512,009	41,671,275
Lon Morris C	1,858,004	515,384	1,902,744	154,672	4,430,804
Lubbock Christian U	14,667,799	2,635,926	5,106,358	340,701	22,750,784
McMurry U	10,031,203	3,783,358	6,707,631	1,338,862	21,861,054
Our Lady of the Lake U	20,491,467	3,052,437	6,275,816	2,773,448	32,593,168
Paul Quinn C	4,160,006	1,328,809	912,923	356,657	6,758,395
Rice U	14,179,026	2,171,286	25,492,879	2,494,350	44,337,541
St. Edward's U	31,341,458	9,688,420	29,463,901	751,172	71,244,951
St. Mary's U	35,731,977	13,857,119	18,882,430	966,028	69,437,554
Schreiner U	7,030,195	1,853,852	4,980,455	211,837	14,076,339
Southern Methodist U	69,965,910	6,163,372	71,637,502	1,381,355	149,148,139
SW Adventist U	5,022,904	873,300	2,844,092	1,146,548	9,886,844
SW Assemblies of God U	10,679,909	1,618,362	2,453,513	1,605,210	16,356,994
SW Christian C	1,008,161	163,266	365,968	37,145	1,574,540
Southwestern U	11,117,127	2,143,209	9,976,217	955,666	24,192,219
Texas Christian U	48,859,738	13,515,787	45,178,702	4,165,236	111,719,463
Texas C	5,777,515	1,270,934	475,997	0	7,524,446
Texas Lutheran U	10,399,103	2,466,096	8,749,217	701,531	22,315,947
Texas Wesleyan U	33,192,161	4,490,991	4,792,251	2,717,946	45,193,349
Trinity U	14,429,188	3,832,515	6,078,555	0	24,340,258
U of Dallas	13,685,569	1,546,572	14,163,434	615,975	30,011,550
U of the Incarnate Word	35,118,815	5,727,462	14,739,151	957,639	56,543,067
U of Mary Hardin-Baylor	16,683,668	6,511,774	6,603,766	1,419,275	31,218,483
U of St. Thomas	14,062,851	3,567,246	5,742,366	714,867	24,087,330
Wayland Baptist U	12,057,221	1,417,350	2,699,826	481,607	16,656,004
Wiley C	5,621,423	718,722	532,858	550,950	7,423,953
<b>TOTAL</b>	<b>\$672,525,490</b>	<b>\$147,983,925</b>	<b>\$429,818,427</b>	<b>\$45,083,902</b>	<b>\$1,295,411,744</b>

\*Incomplete Data

(1) Amberton University does not participate in state, federal or institutional student aid programs.

Source: ICUT

# Institution-level Data

## Tuition Equalization Grant Statistics 2006-2007\*

ICUT INSTITUTION	NUMBER OF RECIPIENTS	AWARDED
Abilene Christian U	1,294	\$4,306,464
Amberton U (1)		
Austin C	508	1,603,549
Baylor U	3,464	12,302,504
C of St. Thomas More	14	36,809
Concordia U Texas	453	1,557,345
Dallas Baptist U	1,082	3,037,735
East Texas Baptist U	542	1,786,076
Hardin-Simmons U	1,003	3,135,749
Houston Baptist U	643	2,042,908
Howard Payne U	520	1,639,732
Huston-Tillotson U	308	970,378
Jacksonville C	161	359,598
Jarvis Christian C	342	959,245
LeTourneau U	575	1,302,210
Lon Morris C	189	487,315
Lubbock Christian U	756	2,340,148
McMurry U	726	2,416,234
Our Lady of the Lake U	986	2,730,982
Paul Quinn C	394	1,321,307
Rice U	612	2,207,781
St. Edward's U	1,313	4,785,295
St. Mary's U	1,636	6,228,936
Schreiner U	422	1,348,958
Southern Methodist U	1,760	5,416,823
SW Adventist U	259	684,493
SW Assemblies of God U	431	1,345,879
SW Christian C	64	152,199
Southwestern U	437	1,451,188
Texas Christian U	1,483	5,143,516
Texas College	404	1,239,216
Texas Lutheran U	620	2,092,073
Texas Wesleyan U	1,107	3,412,349
Trinity U	432	1,461,095
U of Dallas	318	1,085,072
U of the Incarnate Word	1,083	3,993,741
U of Mary Hardin-Baylor	1,315	4,308,818
U of St. Thomas	837	2,938,274
Wayland Baptist U	598	1,320,640
Wiley C	240	709,415
<b>TOTAL</b>	<b>29,331</b>	<b>\$95,662,049</b>

(1) Amberton University does not participate in state student aid programs.

Source: Texas Higher Education Coordinating Board, FY 2007

\*TEG Funds were used to cover TEXAS Grant obligations as the program is phased out.

## Part II: Student Financial Aid Data

### TEXAS Grant Statistics 2006-2007\*

INSTITUTION	NUMBER OF RECIPIENTS	TEXAS GRANT FUNDS AWARDED
Abilene Christian U	197	\$622,056
Amberton U (1)		
Austin C	23	74,430
Baylor U	306	992,993
C of St. Thomas More	0	0
Concordia U Texas	2	6,880
Dallas Baptist U	20	68,880
East Texas Baptist U	85	277,242
Hardin-Simmons U	50	145,259
Houston Baptist U	72	222,192
Howard Payne U	63	195,275
Huston-Tillotson U	19	65,436
Jacksonville C	9	25,830
Jarvis Christian C	12	39,100
LeTourneau U	16	48,700
Lon Morris C	8	24,108
Lubbock Christian U	57	176,608
McMurry U	75	241,654
Our Lady of the Lake U	55	176,397
Paul Quinn C	0	0
Rice U	2	6,888
St. Edward's U	144	444,276
St. Mary's U	199	658,360
Schreiner U	17	55,102
Southern Methodist U	167	562,457
SW Adventist U	17	50,972
SW Assemblies of God U	33	99,105
SW Christian C	3	8,850
Southwestern U	18	60,270
Texas Christian U	83	247,878
Texas C	9	24,108
Texas Lutheran U	84	277,241
Texas Wesleyan U	26	77,489
Trinity U	64	211,806
U of Dallas	21	71,604
U of the Incarnate Word	79	241,080
U of Mary Hardin-Baylor	106	330,624
U of St. Thomas	40	131,153
Wayland Baptist U	31	94,710
Wiley C	0	0
<b>TOTAL</b>	<b>2,212</b>	<b>\$7,057,013</b>

(1) Amberton University does not participate in state student aid programs.

Source: Texas Higher Education Coordinating Board, FY 2007

\*TEG Funds were used to cover TEXAS Grant obligations as the program is phased out.

# Institution-level Data

## Texas College Work Study 2006-2007

<b>INSTITUTION</b>	<b>NUMBER OF RECIPIENTS</b>	<b>WORK STUDY FUNDS AWARDED</b>
Abilene Christian U	83	\$127,173
Amberton U (1)	0	0
Austin C	11	12,972
Baylor U	98	150,613
C of St. Thomas More	1	2,805
Concordia U Texas	6	10,790
Dallas Baptist U	63	35,087
East Texas Baptist U	9	12,660
Hardin-Simmons U	47	23,661
Houston Baptist U	84	30,947
Howard Payne U	9	11,428
Huston-Tillotson U	7	8,093
Jacksonville C	15	1,929
Jarvis Christian C	4	6,861
LeTourneau U	33	27,578
Lon Morris C	5	5,941
Lubbock Christian U	110	25,747
McMurry U	51	46,007
Our Lady of the Lake U	22	20,634
Paul Quinn C	11	7,502
Rice U	3	2,600
St. Edward's U	19	25,538
St. Mary's U	115	223,833
Schreiner U	46	36,656
Southern Methodist U	45	69,309
SW Adventist U	15	10,450
SW Assemblies of God U	14	18,332
SW Christian C	2	2,217
Southwestern U	9	11,740
Texas Christian U	23	50,985
Texas C	12	10,276
Texas Lutheran U	17	18,026
Texas Wesleyan U	7	15,249
Trinity U	36	17,469
U of Dallas	10	15,761
U of the Incarnate Word	17	32,814
U of Mary Hardin-Baylor	101	155,306
U of St. Thomas	8	17,000
Wayland Baptist U	0	0
Wiley C	0	0
<b>TOTAL</b>	<b>1,168</b>	<b>\$1,301,991</b>

(1) Amberton University does not participate in state student aid programs.

Source: Texas Higher Education Coordinating Board, FY 2007

## Part II: Student Financial Aid Data

---

### Persistence of 2006 First-time Entering Undergraduate TEG Recipients to Fall 2007 at ICUT Institutions (6,433 students)

<u>ENROLLMENT</u>	<u>NUMBER</u>	<u>PERCENT</u>	<u>CUMULATIVE NUMBER OF STUDENTS</u>	<u>CUMULATIVE PERCENT</u>
Same ICUT Institution	4,479	69.63		69.63
Other ICUT Institution	92	1.43	4,571	71.06
Public 2 or 4 Year Institution	932	14.49	5,503	85.54
Not Found in Texas Institution	930	14.46	6,433	100.00

# Institution-level Data

---

## Graduation Rates for TEG Recipients at ICUT Institutions

<b>FALL 2002 COHORT</b>	<b>GRADUATING BY</b>	<b>PERCENT OF COHORT</b>	<b>PERCENTAGE PERSISTING</b>
4 Year Graduation Rate	Summer 2006	32.34%	38.26%
5 Year Graduation Rate	Summer 2007	50.73%	17.31%
6 Year Graduation Rate	Summer 2008	N/A	N/A

<b>FALL 2003 COHORT</b>	<b>GRADUATING BY</b>	<b>PERCENT OF COHORT</b>	<b>PERCENTAGE PERSISTING</b>
4 Year Graduation Rate	Summer 2007	34.51%	36.45%
5 Year Graduation Rate	Summer 2008	N/A	N/A
6 Year Graduation Rate	Summer 2009	N/A	N/A

N/A = Not Available at time of publication

Source: THECB

---

# Part III: Faculty Data





---

## Summary of Faculty Data

The number of full-time faculty at ICUT institutions increased from 5,784 in 2006-07 to 5,913 in 2007-08, 2.2%.

The number of tenured faculty at ICUT institutions increased by 2.2% from 2006-07 to 2007-08. Tenured faculty at the rank of professor increased by 0.6%; tenured associate professors increased by 4.5%; and tenured assistant professors increased by 9.5%.

# Institution-level Data

## Full-time Faculty 2007-2008

ICUT INSTITUTION	PROF	ASSOC	ASST	INST	LECT	OTHER	TOTAL
Abilene Christian U	60	63	68	38	0	0	229
Amberton U	15	0	0	0	0	0	15
Austin C	31	39	24	1	0	0	95
Baylor U	255	192	153	1	250	0	851
C of St. Thomas More	3	0	0	0	0	0	3
Concordia U Texas	14	13	17	0	0	0	44
Dallas Baptist U	38	13	52	0	0	0	103
East Texas Baptist U	26	15	16	6	0	0	63
Hardin-Simmons U	55	50	32	16	0	0	153
Houston Baptist U	44	36	35	3	0	0	118
Howard Payne U	23	21	29	5	0	0	78
Huston-Tillotson U	14	7	10	3	0	0	34
Jacksonville C	0	0	0	12	0	0	12
Jarvis Christian C	7	2	13	10	1	0	33
LeTourneau U	22	19	27	6	0	0	74
Lon Morris C	0	10	11	12	4	2	39
Lubbock Christian U	20	31	24	7	3	0	85
McMurry U	23	11	26	15	0	0	75
Our Lady of the Lake U	45	34	27	6	0	0	112
Paul Quinn C	4	14	3	7	0	0	28
Rice U	272	108	133	17	59	34	623
St. Edward's U	45	58	87	6	0	5	201
St. Mary's U	77	36	58	7	9	0	187
Schreiner U	13	12	21	10	0	6	62
Southern Methodist U	212	160	135	2	153	5	667
SW Adventist U	21	14	18	2	0	1	56
SW Assemblies of God U	15	10	16	15	1	0	57
SW Christian C	0	7	2	1	0	1	11
Southwestern U	33	45	42	2	0	0	122
Texas Christian U	137	155	100	58	29	0	479
Texas C	5	9	10	11	1	0	36
Texas Lutheran U	15	28	23	3	4	0	73
Texas Wesleyan U	61	42	34	17	0	0	154
Trinity U	89	69	58	5	0	0	221
U of Dallas	30	43	41	11	0	0	125
U of the Incarnate Word	40	44	61	38	0	0	183
U of Mary Hardin-Baylor	30	47	40	10	0	0	127
U of St. Thomas	43	45	34	3	6	0	131
Wayland Baptist U	28	36	29	8	2	0	103
Wiley C	5	18	17	10	1	0	51
<b>TOTAL</b>	<b>1,870</b>	<b>1,556</b>	<b>1,526</b>	<b>384</b>	<b>523</b>	<b>54</b>	<b>5,913</b>

Source: ICUT

## Part III: Faculty Data

### Tenured Faculty 2007-2008

	PROF	ASSOC	ASST	INST	LECT	OTHER	TOTAL
Abilene Christian U	56	46	5	0	0	0	107
Amberton U	0	0	0	0	0	0	0
Austin C	31	37	0	0	0	0	68
Baylor U	223	142	11	1	0	0	377
C of St. Thomas More	0	0	0	0	0	0	0
Concordia U Texas	2	0	0	0	0	0	2
Dallas Baptist U	2	0	0	0	0	0	2
East Texas Baptist U	2	0	0	0	0	0	2
Hardin-Simmons U	47	38	6	0	0	0	91
Houston Baptist U	0	0	0	0	0	0	0
Howard Payne U	6	0	0	0	0	0	6
Huston-Tillotson U	4	0	0	0	0	0	4
Jacksonville C	0	0	0	0	0	0	0
Jarvis Christian C	3	0	0	0	0	0	3
LeTourneau U	21	11	15	0	0	0	47
Lon Morris C	0	1	0	0	0	0	1
Lubbock Christian U	18	24	5	0	0	0	47
McMurry U	22	11	3	0	0	0	36
Our Lady of the Lake U	22	7	0	0	0	0	29
Paul Quinn C	0	0	0	0	0	0	0
Rice U	251	103	0	0	0	0	354
St. Edward's U	38	17	0	0	0	0	55
St. Mary's U	73	32	8	0	0	0	113
Schreiner U	13	12	0	0	0	0	25
Southern Methodist U	187	145	2	0	2	0	336
SW Adventist U	18	3	0	1	0	1	23
SW Assemblies of God U	8	1	5	0	0	0	14
SW Christian C	0	4	0	0	0	0	4
Southwestern U	32	42	0	0	0	0	74
Texas Christian U	123	131	1	3	0	0	258
Texas C	1	0	0	0	0	0	1
Texas Lutheran U	15	25	6	0	0	0	46
Texas Wesleyan U	61	22	2	0	0	0	85
Trinity U	89	67	0	0	0	0	156
U of Dallas	29	37	4	0	0	0	70
U of the Incarnate Word	35	26	2	1	0	0	64
U of Mary Hardin-Baylor	20	17	1	0	0	0	38
U of St. Thomas	42	42	28	0	0	0	112
Wayland Baptist U	1	0	0	0	0	0	1
Wiley C	1	1	0	0	0	0	2
<b>TOTAL</b>	<b>1,496</b>	<b>1,044</b>	<b>104</b>	<b>6</b>	<b>2</b>	<b>1</b>	<b>2,653</b>

Source: ICUT

## Institution-level Data

---

---

# Part IV: Financial Data



---

## Summary of Financial Data

As a whole, revenue at ICUT institutions increased by 22.9%, from \$3.52 billion in 2005-06 to \$4.33 billion in 2006-07. Private Gifts decreased 1.9%, and Other Revenue, which includes investment returns, increased by 44.8%.

Total expenditures at ICUT institutions increased by 6.0%, from \$2.384 billion in 2005-06 to \$2.526 billion in 2006-07.

Land, buildings and equipment increased in value as a whole by 5.9%.

The Endowment table shows that the total market value of endowments increased by 7.4% between the beginning and end of fiscal year 2007. The endowment yield for fiscal year 2007 was 22.8% higher than the yield for fiscal year 2006.

# Institution-level Data

## Expenditures by Function 2006-2007

ICUT INSTITUTION	INSTRUCTION	RESEARCH	PUBLIC SERVICE	ACADEMIC SUPPORT	STUDENT SERVICES
Abilene Christian U	\$28,389,376	\$359,328	\$2,580,746	\$7,645,751	\$8,835,485
Amberton U	2,393,974	37,754	500	526,980	199,199
Austin C	15,453,927	147,104	44,753	2,836,426	7,274,437
Baylor U	160,457,000	9,616,000	5,804,000	35,369,000	59,218,000
C of St. Thomas More	267,383	0	15,992	33,054	14,847
Concordia U Texas	6,824,540	0	0	1,074,173	2,605,624
Dallas Baptist U	21,994,521	0	0	3,514,739	12,147,765
East Texas Baptist U	6,561,937	0	0	847,642	5,113,804
Hardin-Simmons U	16,873,819	0	0	1,621,699	2,833,300
Houston Baptist U	13,842,552	0	0	2,762,515	4,174,246
Howard Payne U	7,232,725	0	0	1,239,864	4,239,700
Huston-Tillotson U	4,367,162	0	0	590,175	1,591,469
Jacksonville C	450,382	0	0	243,227	910,652
Jarvis Christian C	3,252,886	0	589,645	1,402,260	973,004
LeTourneau U	18,590,443	910,436	192,369	3,027,301	11,942,183
Lon Morris C	1,852,583	0	0	10,824	0
Lubbock Christian U	8,459,938	0	35,606	3,003,678	2,646,647
McMurry U	7,875,528	0	0	1,835,224	2,400,522
Our Lady of the Lake U	15,927,895	0	0	6,468,876	8,330,629
Paul Quinn C	3,073,521	0	0	2,989,645	782,866
Rice U	183,053,240	54,641,000	2,108,200	34,563,252	35,345,300
St. Edward's U	31,549,772	0	0	11,384,773	10,703,952
St. Mary's U	26,841,815	864,088	1,215,503	11,130,772	9,107,974
Schreiner U	5,302,127	0	0	1,255,656	3,506,130
Southern Methodist U	107,271,000	14,368,000	9,879,000	58,985,000	27,233,000
SW Adventist U	5,711,526	0	109,594	1,015,181	1,605,280
SW Assemblies of God U	4,932,852	0	0	1,670,563	553,128
SW Christian C	587,890	0	0	191,603	315,480
Southwestern U	16,590,361	719,453	163,337	5,498,611	8,399,676
Texas Christian U	95,399,000	5,872,000	0	24,527,000	17,966,000
Texas C	1,813,398	0	0	1,626,918	2,487,719
Texas Lutheran U	7,685,713	37,063	497,817	1,885,045	5,379,358
Texas Wesleyan U	21,229,016	209,461	0	3,475,840	5,392,092
Trinity U	32,234,001	1,100,684	2,909,793	8,285,116	14,234,175
U of Dallas	20,374,401	11,164	0	3,783,504	7,453,503
U of the Incarnate Word	25,736,855	65,718	1,821	10,474,518	3,915,414
U of Mary Hardin-Baylor	15,924,569	0	0	2,481,231	8,516,203
U of St. Thomas	19,407,306	0	0	2,771,623	5,360,153
Wayland Baptist U	19,690,454	0	535,496	1,909,392	4,035,997
Wiley C	2,877,735	0	99,052	1,864,007	780,476
<b>TOTAL</b>	<b>\$988,355,123</b>	<b>\$88,959,253</b>	<b>\$26,783,224</b>	<b>\$265,822,658</b>	<b>\$308,525,389</b>

Source: IPEDS-F, Finance, 2007



## Part IV: Financial Data

### Expenditures by Function (continued) 2006-2007

ICUT INSTITUTION	INSTITUTIONAL SUPPORT	AUXILIARY ENTERPRISES	NET AID TO STUDENTS	OTHER	TOTAL
Abilene Christian U	\$23,343,201	\$23,571,550	\$0	\$0	\$94,725,437
Amberton U	2,067,031	0	0	0	5,225,438
Austin C	11,063,492	4,664,088	0	0	41,484,227
Baylor U	44,451,000	28,410,000	0	0	343,325,000
C of St. Thomas More	162,482	16,780	0	184,864	695,402
Concordia U Texas	4,793,217	2,169,353	0	0	17,466,907
Dallas Baptist U	10,594,892	3,505,451	0	0	51,757,368
East Texas Baptist U	3,658,842	3,996,219	0	0	20,178,444
Hardin-Simmons U	5,871,248	7,426,666	0	-945,143	33,681,589
Houston Baptist U	9,762,970	5,284,534	4,677,262	0	40,504,079
Howard Payne U	3,441,827	2,793,419	0	31,777	18,979,312
Huston-Tillotson U	3,834,920	939,642	660,556	3,066,765	15,050,689
Jacksonville C	1,082,797	406,819	0	254,277	3,348,154
Jarvis Christian C	4,277,513	2,173,629	0	0	12,668,937
LeTourneau U	5,997,382	6,849,497	0	0	47,509,611
Lon Morris C	4,282,670	1,506,742	3,227,694	0	10,880,513
Lubbock Christian U	4,309,142	8,188,485	0	5,424,187	32,067,683
McMurry U	3,479,380	5,571,404	231,960	0	21,394,018
Our Lady of the Lake U	10,635,965	3,177,898	0	0	44,541,263
Paul Quinn C	3,069,246	1,779,752	0	0	11,695,030
Rice U	39,860,025	33,335,013	13,192,970	0	396,099,000
St. Edward's U	13,085,167	10,364,679	0	0	77,088,343
St. Mary's U	13,012,099	11,279,875	0	0	73,452,126
Schreiner U	4,116,544	3,254,577	0	0	17,435,034
Southern Methodist U	81,021,000	39,055,000	2,995,000	5,634,000	346,441,000
SW Adventist U	4,091,972	2,889,262	0	0	15,422,815
SW Assemblies of God U	4,020,575	2,030,618	0	5,600,730	18,808,466
SW Christian C	961,203	694,183	440,955	1,758,410	4,949,724
Southwestern U	12,835,806	8,488,915	0	0	52,696,159
Texas Christian U	23,690,000	63,052,000	0	6,231,000	236,737,000
Texas C	3,980,180	2,202,778	0	0	12,110,993
Texas Lutheran U	7,499,221	4,972,176	0	0	27,956,393
Texas Wesleyan U	8,736,040	3,462,134	0	-321,336	42,183,247
Trinity U	19,120,685	12,638,468	0	0	90,522,922
U of Dallas	6,647,858	7,226,435	0	0	45,496,865
U of the Incarnate Word	14,426,819	7,794,204	0	1,411,602	63,826,951
U of Mary Hardin-Baylor	7,167,194	7,766,751	0	7,727	41,863,675
U of St. Thomas	9,717,312	5,410,491	0	1,203,383	43,870,268
Wayland Baptist U	4,345,075	3,381,567	0	4,558,169	38,456,150
Wiley C	5,807,687	2,101,836	0	0	13,530,793
<b>TOTAL</b>	<b>\$444,321,679</b>	<b>\$343,832,890</b>	<b>\$25,426,397</b>	<b>\$34,100,412</b>	<b>\$2,526,127,025</b>

(1) Net aid to students refers to student grants that are reported as expenditures. It does not include student aid in the form of work study or reduced tuition.

# Institution-level Data

## Sources of Revenue 2006-2007

ICUT INSTITUTION	TUITION & FEES	GOVT APPROP	GOVT GRANTS	PRIVATE GIFTS	OTHER REVENUE	TOTAL
Abilene Christian U	\$48,025,666	\$0	\$2,936,693	\$5,536,899	\$86,135,489	\$142,634,747
Amberton U	5,598,800	0	0	0	662,743	6,261,543
Austin C	19,714,035	0	504,739	11,462,754	29,184,766	60,866,294
Baylor U	219,713,000	0	26,889,000	46,306,000	231,774,000	524,682,000
C of St. Thomas More	312,753	0	21	260,789	158,766	732,329
Concordia U Texas	12,222,933	0	1,762,790	3,714,064	40,441,637	58,141,424
Dallas Baptist U	41,982,127	0	631,658	15,520,459	13,064,358	71,198,602
East Texas Baptist U	9,794,692	0	0	4,175,228	15,200,321	29,170,241
Hardin-Simmons U	20,695,405	0	183,363	8,778,370	23,254,384	52,911,522
Houston Baptist U	21,086,802	0	0	11,830,341	10,342,115	43,259,258
Howard Payne U	8,546,297	0	2,142,594	4,394,963	13,070,258	28,154,112
Huston-Tillotson U	5,014,890	0	3,798,180	3,601,694	2,683,719	15,098,483
Jacksonville C	1,204,257	0	474,628	849,229	1,109,180	3,637,294
Jarvis Christian C	3,369,142	0	4,452,995	1,452,365	3,269,041	12,543,543
LeTourneau U	37,025,287	0	2,869,524	3,186,349	9,267,834	52,348,994
Lon Morris C	2,938,037	0	1,116,708	2,868,885	4,398,916	11,322,546
Lubbock Christian U	12,561,060	0	2,187,143	2,388,115	20,314,721	37,451,039
McMurry U	13,601,710	0	4,426,820	17,348,501	10,157,955	45,534,986
Our Lady of the Lake U	29,176,025	0	3,842,533	2,988,103	12,822,241	48,828,902
Paul Quinn C	3,410,705	0	5,243,667	1,431,745	2,575,076	12,661,193
Rice U	75,148,000	0	71,076,437	99,894,563	911,863,000	1,157,982,000
St. Edward's U	61,508,006	0	2,442,656	4,892,064	21,593,606	90,436,332
St. Mary's U	43,250,881	0	10,699,611	5,648,648	36,455,838	96,054,978
Schreiner U	8,283,180	0	499,676	5,281,597	10,478,117	24,542,570
Southern Methodist U	189,766,000	0	17,405,000	70,721,000	220,954,000	498,846,000
SW Adventist U	7,642,101	0	1,012,213	862,703	7,208,048	16,725,065
SW Assemblies of God U	12,192,106	0	0	3,319,992	4,588,879	20,100,977
SW Christian C	851,271	1,858,882	318,120	1,771,445	647,806	5,447,524
Southwestern U	20,005,652	0	611,764	12,158,319	57,590,646	90,366,381
Texas Christian U	138,113,000	0	6,292,000	45,733,000	245,277,000	435,415,000
Texas C	4,302,340	0	6,928,897	1,565,610	2,372,407	15,169,254
Texas Lutheran U	13,888,312	0	3,207,517	5,690,273	17,504,826	40,290,928
Texas Wesleyan U	34,193,169	0	2,045,659	3,033,338	11,874,298	51,146,464
Trinity U	37,247,686	0	1,578,945	17,090,449	186,794,871	242,711,951
U of Dallas	27,580,609	0	881,852	2,802,257	15,620,673	46,885,391
U of the Incarnate Word	53,399,737	0	6,597,034	5,817,191	14,704,487	80,518,449
U of Mary Hardin-Baylor	29,431,134	0	482,168	3,313,977	22,584,711	55,811,990
U of St. Thomas	31,506,500	0	612,561	7,686,889	12,300,519	52,106,469
Wayland Baptist U	20,904,543	0	826,309	4,322,671	12,930,126	38,983,649
Wiley C	4,553,071	0	2,625,314	4,103,435	2,906,143	14,187,963
<b>TOTAL</b>	<b>\$1,329,760,921</b>	<b>\$1,858,882</b>	<b>\$199,606,789</b>	<b>\$453,804,274</b>	<b>\$2,346,137,521</b>	<b>\$4,331,168,387</b>

Source: IPEDS Finance, 2007

## Part IV: Financial Data

### Land, Buildings and Equipment 2006-2007

ICUT INSTITUTION	LAND AND LAND IMPROVEMENTS	BUILDINGS	EQUIPMENT (INCLUDING ART AND LIBRARY)	TOTAL
Abilene Christian U	\$2,904,699	\$142,106,853	\$26,227,255	\$171,238,807
Amberton U	200,000	1,703,592	934,338	2,837,930
Austin C	11,554,887	73,294,755	17,185,826	102,035,468
Baylor U	30,755,000	558,322,000	161,618,000	750,695,000
C of St. Thomas More	135,892	934,788	276,207	1,346,887
Concordia U Texas	20,791,000	17,273,551	7,528,159	45,592,710
Dallas Baptist U	13,274,323	46,689,368	13,773,264	73,736,955
East Texas Baptist U	5,062,309	28,846,457	8,330,637	42,239,403
Hardin-Simmons U	1,363,863	59,749,536	19,755,827	80,869,226
Houston Baptist U	13,971,085	31,000,099	24,367,858	69,339,042
Howard Payne U	2,454,167	32,923,568	2,400,966	37,778,701
Huston-Tillotson U	1,775,081	6,051,216	953,900	8,780,197
Jacksonville C	246,298	2,746,618	940,383	3,933,299
Jarvis Christian C	61,509	22,238,158	10,895,845	33,195,512
LeTourneau U	8,741,378	75,027,710	17,729,210	101,498,298
Lon Morris C	262,595	16,445,630	6,412,047	23,120,272
Lubbock Christian U	4,441,662	34,863,815	9,637,677	48,943,154
McMurry U	1,928,429	30,383,281	15,394,269	47,705,979
Our Lady of the Lake U	2,284,536	39,775,903	25,989,045	68,049,484
Paul Quinn C	3,067,912	6,856,958	838,878	10,763,748
Rice U	23,768,000	497,500,000	148,233,000	669,501,000
St. Edward's U	3,155,589	139,128,331	23,518,195	165,802,115
St. Mary's U	12,430,374	78,563,474	40,301,081	131,294,929
Schreiner U	9,161,062	31,572,781	11,596,964	52,330,807
Southern Methodist U	152,589,000	516,289,000	92,588,000	761,466,000
SW Adventist U	2,577,731	21,779,154	7,568,122	31,925,007
SW Assemblies of God U	715,102	34,583,866	6,083,752	41,382,720
SW Christian C	110,246	3,012,147	938,587	4,060,980
Southwestern U	13,712,776	97,146,885	30,378,107	141,237,768
Texas Christian U	34,647,000	363,854,000	96,775,000	495,276,000
Texas C	373,879	6,526,040	5,605,716	12,505,635
Texas Lutheran U	10,605,504	44,026,696	11,918,924	66,551,124
Texas Wesleyan U	3,911,754	52,949,194	36,940,653	93,801,601
Trinity U	18,110,665	161,765,865	71,433,801	251,310,331
U of Dallas	18,376,792	64,663,994	12,783,992	95,824,778
U of the Incarnate Word	3,003,212	96,773,591	14,141,394	113,918,197
U of Mary Hardin-Baylor	10,728,458	64,513,148	17,068,671	92,310,277
U of St. Thomas	18,338,683	69,645,026	22,212,599	110,196,308
Wayland Baptist U	3,815,826	42,340,354	20,085,509	66,241,689
Wiley C	1,432,569	17,079,739	9,673,961	28,186,269
<b>TOTAL</b>	<b>466,840,847</b>	<b>3,630,947,141</b>	<b>1,051,035,619</b>	<b>5,148,823,607</b>

Source: IPEDS Finance, 2007

# Institution-level Data

## Endowment 2007

ICUT INSTITUTION	FY 2007 BEGINNING MARKET VALUE	FY 2007 ENDING MARKET VALUE	FY 2007 ENDOWMENT YIELD
Abilene Christian U	\$228,761,113	\$280,133,837	\$12,179,498
Amberton U	18,502,773	21,433,563	261,367
Austin C	144,742,739	140,822,803	6,365,323
Baylor U	870,364,000	101,404,400	48,377,000
C of St. Thomas More*			
Concordia U Texas	12,070,224	12,676,822	688,790
Dallas Baptist U	30,503,577	33,000,894	1,537,736
East Texas Baptist U	56,158,298	64,570,339	2,870,119
Hardin-Simmons U	104,693,614	123,864,511	5,869,917
Houston Baptist U	84,627,146	91,767,174	5,010,639
Howard Payne U	44,355,138	50,157,643	2,746,099
Huston-Tillotson U	0	0	459,500
Jacksonville C	1,958,327	2,030,643	174,790
Jarvis Christian C*			
LeTourneau U	5,864,674	6,968,762	102,128
Lon Morris C	17,626,455	16,874,713	653,435
Lubbock Christian U	11,642,487	10,898,640	150,022
McMurry U	47,927,027	52,859,474	2,222,622
Our Lady of the Lake U	26,838,170	31,375,329	725,561
Paul Quinn C	6,209,562	6,881,731	159,920
Rice U	4,118,919,949	4,799,276,235	70,888,912
St. Edward's U	53,562,000	62,230,000	768,564
St. Mary's U	135,887,844	154,339,141	773,807
Schreiner U	42,497,231	46,625,602	1,842,164
Southern Methodist U	1,127,671,239	1,329,274,133	13,928,650
SW Adventist U	996,611	10,884,772	191,418
SW Assemblies of God U	3,000,064	3,479,744	153,968
SW Christian C	1,073,138	1,073,252	0
Southwestern U	279,939,773	313,998,611	49,625,360
Texas Christian U	1,117,209,000	1,316,402,000	40,962,000
Texas C	1,322,521	1,440,401	39,893
Texas Lutheran U	58,523,550	69,022,013	1,788,243
Texas Wesleyan U	43,511,121	49,122,225	1,338,232
Trinity U	814,671,694	991,111,961	64,138,618
U of Dallas	44,066,403	47,216,124	337,365
U of the Incarnate Word	35,981,039	52,106,976	1,365,471
U of Mary Hardin-Baylor	55,365,000	64,237,677	2,979,901
U of St. Thomas	44,439,700	52,582,552	7,510,104
Wayland Baptist U	49,427,546	51,765,260	5,002,244
Wiley C	3,853,054	337,718	0
<b>TOTAL</b>	<b>\$9,744,763,801</b>	<b>\$10,464,247,675</b>	<b>\$354,189,380</b>

\*Data not received

Source: ICUT



## The Members of Independent Colleges and Universities of Texas

Abilene Christian University	Abilene
Amberton University	Garland
Austin College	Sherman
Baylor University	Waco
College of St. Thomas More	Fort Worth
Concordia University Texas	Austin
Dallas Baptist University	Dallas
East Texas Baptist University	Marshall
Hardin-Simmons University	Abilene
Houston Baptist University	Houston
Howard Payne University	Brownwood
Huston-Tillotson University	Austin
Jacksonville College	Jacksonville
Jarvis Christian College	Hawkins
LeTourneau University	Longview
Lon Morris College	Jacksonville
Lubbock Christian University	Lubbock
McMurry University	Abilene
Our Lady of The Lake University	San Antonio
Paul Quinn College	Dallas
Rice University	Houston
Schreiner University	Kerrville
Southern Methodist University	Dallas
Southwestern University	Georgetown
St. Edward's University	Austin
St. Mary's University	San Antonio
Southwestern Adventist University	Keene
Southwestern Assemblies of God University	Waxahachie
Southwestern Christian College	Terrell
Texas Christian University	Fort Worth
Texas College	Tyler
Texas Lutheran University	Seguin
Texas Wesleyan University	Fort Worth
Trinity University	San Antonio
University of Dallas	Irving
University of Incarnate Word	San Antonio
University of Mary Hardin-Baylor	Belton
University of St. Thomas	Houston
Wayland Baptist University	Plainview
Wiley College	Marshall

Independent Colleges and Universities of Texas, Inc.

P. O. Box 13105  
Austin, Texas 78711  
512-472-9522  
512-472-2371 (fax)