

ICUT
Annual Statistical Report
2011



Independent Colleges and Universities of Texas, Inc.
Stretching Minds. Stretching Money.

ICUT

Annual Statistical Report

2011

Carol McDonald
President

ICUT

Independent Colleges and Universities of Texas, Inc.
400 West 15th Street, Suite 850
P.O. Box 13105, Austin, Texas 78711-3105

TABLE OF CONTENTS

Preface	i
Acknowledgments	iii
ICUT	v
ICUT Institutions	vii
Introduction	1
Section 1: OVERVIEW OF ICUT INSTITUTIONS	
Enrollment	4
Student Credit Hours	4
Enrollment by Ethnicity	5
Enrollment by Geographic Distribution	6
Degrees Awarded	6
Sources of Student Financial Aid	7
Average Tuition and Fees	7
Full-time Faculty	8
Expenditures	9
Sources of Revenue	10
Section 2: FIVE-YEAR TRENDS	
Total Enrollment	12
Minority Enrollment	13
Tuition and Fees	14
Institutional Financial Aid	15
Student-to-faculty Ratio	16

Section 3: INSTITUTION-LEVEL DATA

Part I: Student Data

Summary of Student Data	21
Enrollment	22
First-time, First-year, Degree-seeking	23
Semester Credit Hours	24
Geographic Distribution	25
Ethnicity	26
Degrees Awarded	28
Persistence and Graduation of Undergraduates	29

Part II: Student Financial Aid Data

Summary of Student Financial Aid Data	33
Student Costs	34
Sources of Student Aid	35
Tuition Equalization Grant Statistics	36
Pell Grant Statistics	37
Texas College Work Study Statistics	38
Persistence and Graduation of TEG Recipients	39

Part III: Faculty Data

Summary of Faculty Data	43
Full-time Faculty	44
Tenured Faculty	46

Part IV: Financial Data

Summary of Financial Data	49
Expenditures by Function	50
Sources of Revenue	52
Land, Buildings and Equipment	53
Endowment	54



Preface

The 2011 ICUT Annual Statistical Report presents data by institution for all 40 ICUT institutions. Data collected on students, faculty, student financial aid, and institutional finances are presented in four parts and include summary pages comparing the totals with the previous year. Every effort has been made to ensure comparability with the previous year's data.

The 2011 Annual Statistical Report was produced by Elizabeth Puthoff and was edited by Carol McDonald, Nancy Ward and Lois Hollis.



Acknowledgments

The ICUT staff wishes to thank member institutions for collecting the data presented in this report. Special thanks go to the Institutional Research Officers, Financial Aid Officers and Chief Financial Officers for the time and energy they expended to provide us the information that is presented here. We could not have produced this report without their help.

Since the analyses in any report are only as good as the data upon which they are based, we sincerely appreciate the careful and conscientious efforts of all who provide information.

The ICUT Staff



ICUT
Independent Colleges and Universities of Texas
Stretching Minds. Stretching Money.

Our purpose...

ICUT works with the Legislature, state agencies and other appropriate organizations to promote access for all Texans to the state's private colleges and universities.

Our primary activity is to support and enhance the Tuition Equalization Grant...

The TEG offers two compelling advantages:

The TEG stretches the state's higher education dollar. Helping students find places at private colleges or universities costs less than educating them at state universities.

The TEG helps Texas students from all legislative districts attend the colleges of their choice.

Other important ICUT activities include...

Helping legislators find information they need about higher education.

Monitoring the legislative process on behalf of Texas' private institutions and assisting them with appropriate responses and initiatives.

Finding ways to control costs at ICUT institutions by negotiating as a group for goods and services.

An established institution...

Founded in 1965, ICUT is a public policy organization in Austin which helps legislators, state administrators, high school counselors and students understand the TEG and other public policy issues that provide access to Texas' private colleges and universities.

How the TEG stretches taxpayers' dollars

The average TEG award in fiscal year 2009 was \$3,466. In contrast, about \$7,616 was appropriated for every full-time student enrolled at a state university—almost a two-to-one savings. It would cost taxpayers more than \$207.5 million to enroll TEG recipients in state universities, and this would strain the capacity of those institutions.

How the TEG helps Texans

Texas students seeking TEG assistance must demonstrate financial need through the Free Application for Federal Student Aid (FAFSA). To qualify, students must be Texas residents, enroll a least 3/4 time, maintain a 2.5 GPA by the end of their second year, pay higher tuition than charged at a public institution, and not be athletic scholarship recipients.



ICUT INSTITUTIONS

Abilene Christian University
Amberton University
Austin College
Baylor University
College of St. Thomas More
Concordia University Texas
Dallas Baptist University
East Texas Baptist University
Hardin-Simmons University
Houston Baptist University
Howard Payne University
Huston-Tillotson University
Jacksonville College
Jarvis Christian College
LeTourneau University
Lon Morris College
Lubbock Christian University
McMurry University
Our Lady of the Lake University
Paul Quinn College
Rice University
St. Edward's University
St. Mary's University
Schreiner University
Southern Methodist University
Southwestern Adventist University
Southwestern Assemblies of God University
Southwestern Christian College
Southwestern University
Texas Christian University
Texas College
Texas Lutheran University
Texas Wesleyan University
Trinity University
University of Dallas
University of the Incarnate Word
University of Mary Hardin-Baylor
University of St. Thomas
Wayland Baptist University
Wiley College

Introduction

The 2011 Statistical Report contains both raw data and trend analysis. Data sources are cited in each table and include the National Center for Educational Statistics Integrated Postsecondary Education Data System (IPEDS), the Texas Higher Education Coordinating Board (THECB), The College Board and ICUT data collection forms.

Sections 1 and 2 give an overview of ICUT institutions as a whole. The first chapter summarizes current-year data and the second gives a five-year trend for key variables.

Section 3 contains institution-level data in table form. There are four sections within this chapter: Part I contains student data, including: headcount enrollment; first-time, first-year, degree seeking students; semester credit hours; geographic distribution; ethnicity; degrees awarded; and persistence and graduation of undergraduates.

Part II presents data on student costs and a broad summary of sources of student aid. Grant statistics are given for the Tuition Equalization Grant program, a state program for students attending independent colleges and universities in Texas. Also included are award totals for the state-supported TEXAS Grant and College Work Study programs available to students at both public and independent colleges and universities in Texas. The TEXAS Grant program is currently being phased out at ICUT institutions.

Part III provides data on faculty at ICUT institutions, including the number of full-time faculty by rank and the number of tenured faculty by rank.

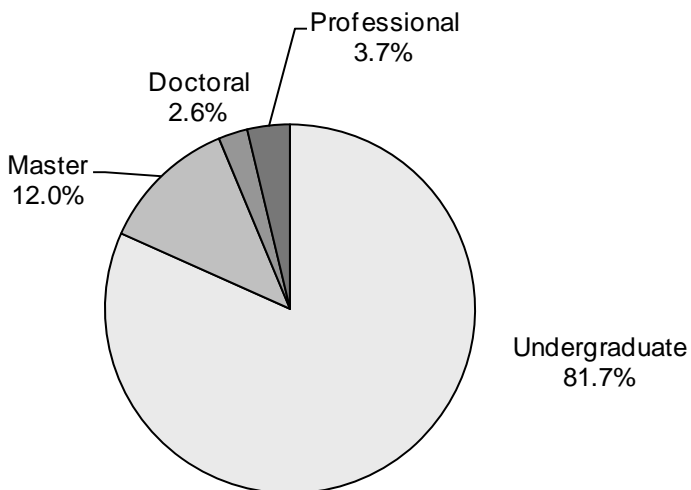
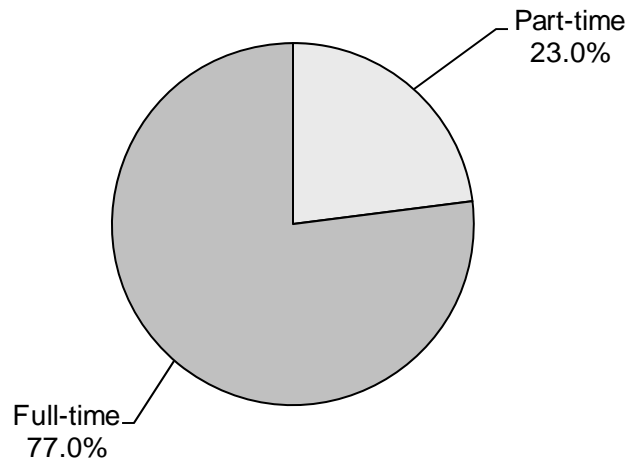
Part IV presents institutional financial data, including: data on expenditures by function; sources of revenue; value of land, buildings, and equipment; and endowment.

Section 1: Overview of ICUT Institutions

Overview of ICUT Institutions

Enrollment by Classification, Fall 2010		
Classification	Number	Percentage
Full-time	93,725	77.0
Part-time	27,971	23.0
Total	121,696	100.0

Source: IPEDS Fall Enrollment, 2010



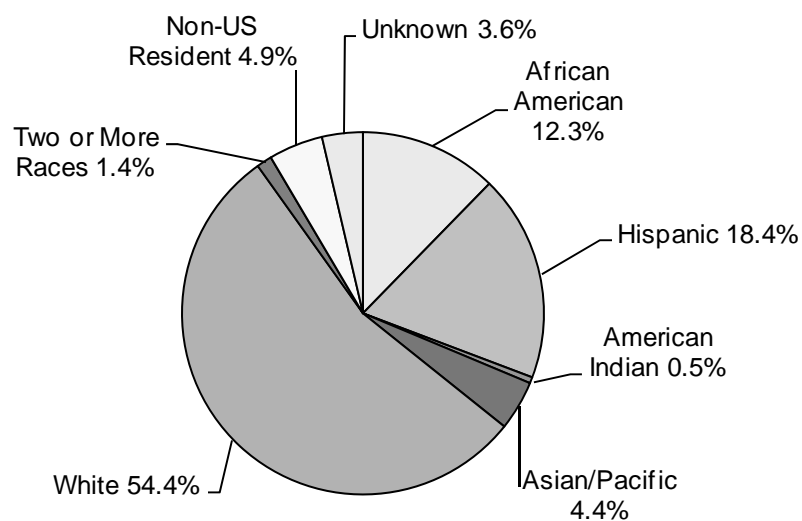
Credit Hours at ICUT Institutions by Degree Classification, 2009-10		
Classification	Number	Percentage
Undergraduate	2,549,732	81.7
Master	375,457	12.0
Doctoral	79,719	2.6
Professional	115,898	3.7
Total	3,120,806	100.0

Source: ICUT

Overview of ICUT Institutions

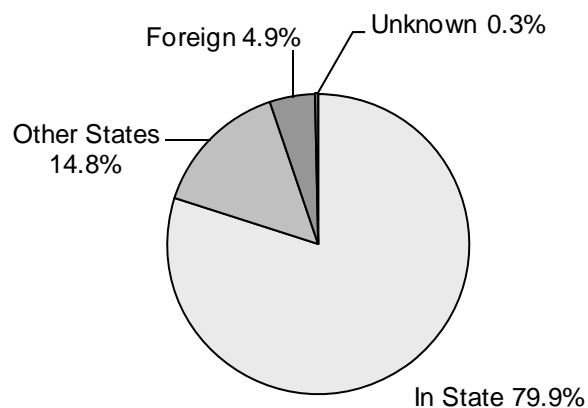
Enrollment by Ethnicity, Fall 2010		
Ethnicity	Number	Percentage
African American	14,975	12.3
Hispanic	22,451	18.4
American Indian	666	0.5
Asian/Pacific	5,400	4.4
White	66,183	54.4
Two or More Races	1,672	1.4
Non-U.S. Resident	5,912	4.9
Unknown	4,437	3.6
Total	121,696	100.0

Source: IPEDS Fall Enrollment, 2010

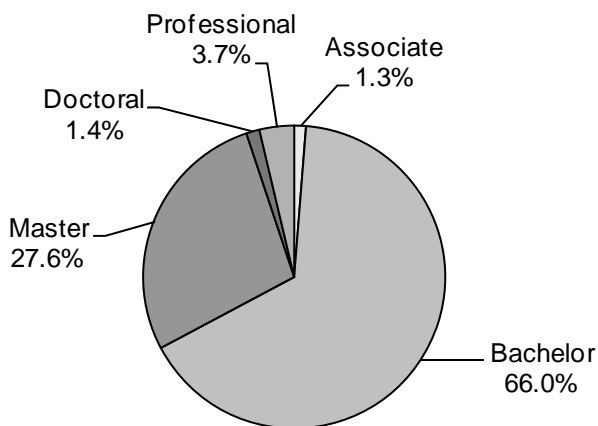


Overview of ICUT Institutions

Enrollment by Geographic Distribution, Fall 2010		
Residency	Number	Percentage
In-State	97,308	79.9
Other States	18,063	14.8
Foreign	5,939	4.9
Unknown	413	0.3
Total	121,723	100.0



Source: ICUT
 *This total may include study abroad students and auditors and may, therefore, differ from IPEDS numbers.



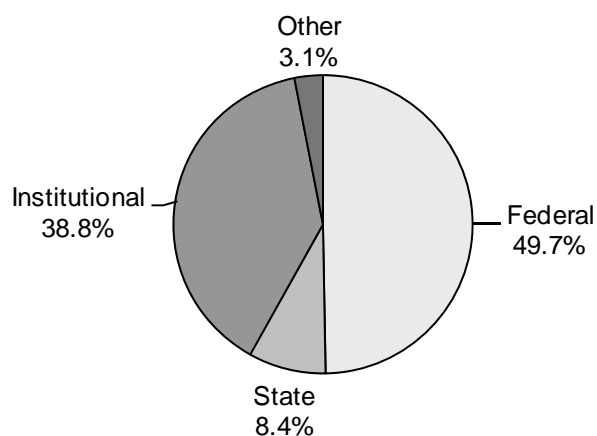
Degrees Awarded, 2009-2010		
Classification	Number	Percentage
Associate	356	1.3
Bachelor	18,663	66.0
Master	7,817	27.6
Doctoral	404	1.4
Professional	1,049	3.7
Total	28,289	100.0

Source: IPEDS Completions, 2009-2010

Overview of ICUT Institutions

Sources of Student Financial Aid, 2008-2009		
Type	Amount	Percentage
Federal	\$911,530,021	49.7
State	154,290,637	8.4
Institutional	710,806,631	38.8
Other	56,723,036	3.1
Total	\$1,833,350,325	100.0

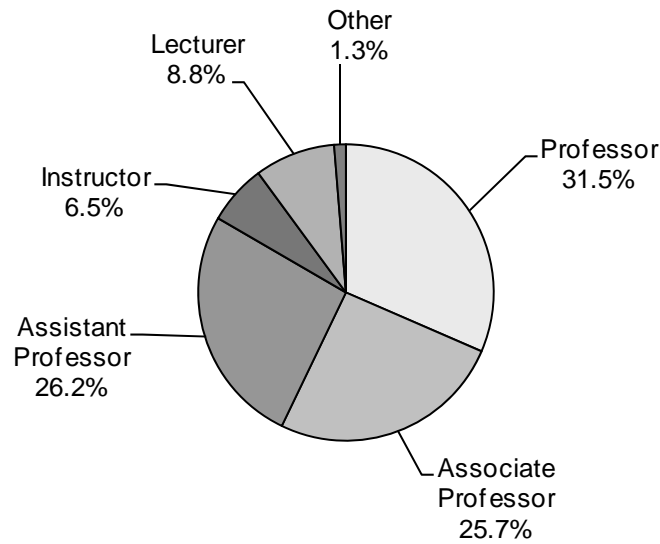
Source: ICUT



College Board, 2010-2011 Average Tuition and Fees, Private Institutions	\$24,206
ICUT Institutions, 2010-2011 Average Tuition and Fees	\$19,867
ICUT 2010-2011 Tuition and Fees Range	\$6,382 - \$33,771

Source: ICUT and the College Board

Overview of ICUT Institutions



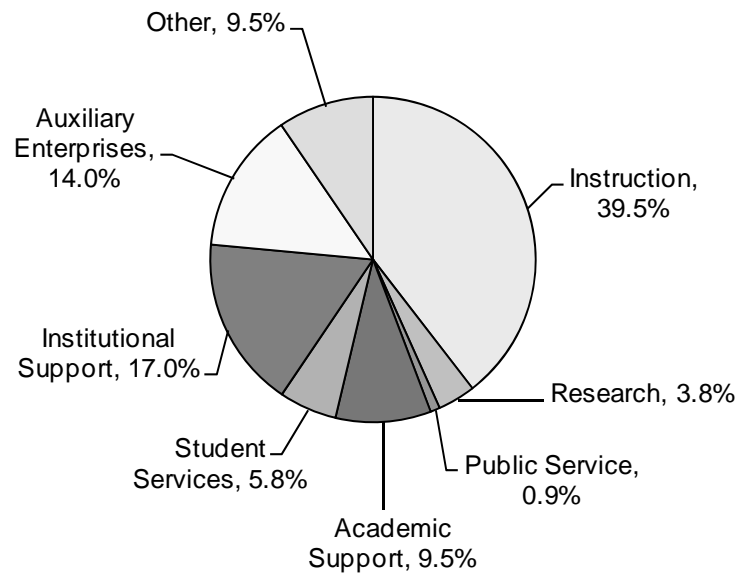
Full- Time Faculty by Classification, 2010-2011		
Classification	Number	Percentage
Professor	2,017	31.5
Associate Professor	1,643	25.7
Assistant Professor	1,678	26.2
Instructor	419	6.5
Lecturer	565	8.8
Other	82	1.3
Total	6,404	100.0

Source: ICUT

Overview of ICUT Institutions

Expenditures, 2009-2010		
Type	Amount	Percentage
Instruction	\$1,184,267,444	39.5
Research	112,412,949	3.8
Public Service	28,313,332	0.9
Academic Support	283,875,773	9.5
Student Services	172,875,773	5.8
Institutional Support	509,491,923	17.0
Auxiliary Enterprises	419,765,980	14.0
Other	285,247,007	9.5
Total	\$2,995,723,900	100.0

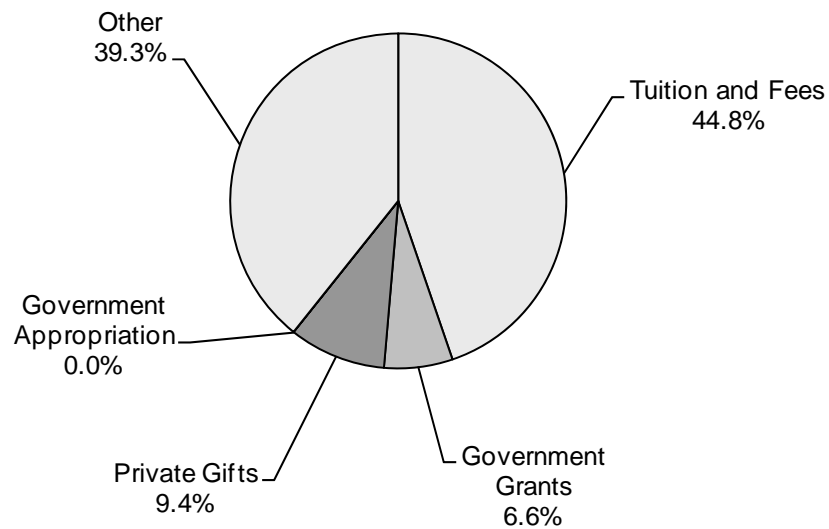
Source: IPEDS Finance, 2010



Overview of ICUT Institutions

Sources of Revenue, 2009-2010		
Type	Amount	Percentage
Tuition and Fees	\$1,591,715,894	44.8
Government Appropriation	0	0
Government Grants	234,407,478	6.6
Private Gifts	332,499,685	9.4
Other	1,397,369,012	39.3
Total	\$3,555,992,069	100.0

Source: IPEDS Finance, 2010

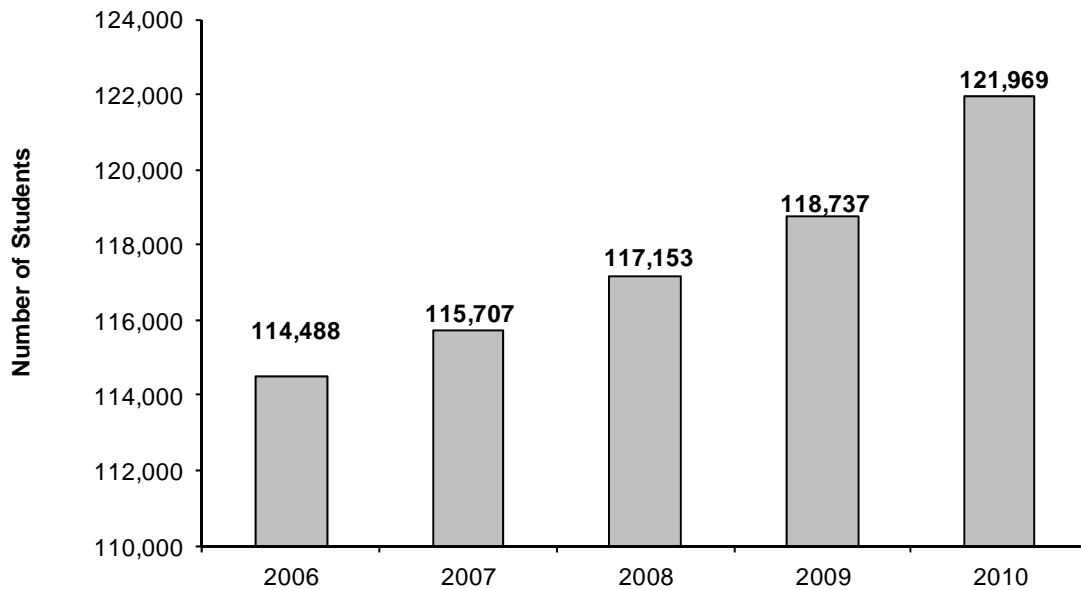


Section 2:

Five-year Trends at ICUT Institutions

Five-year Trend: Enrollment

Total Enrollment

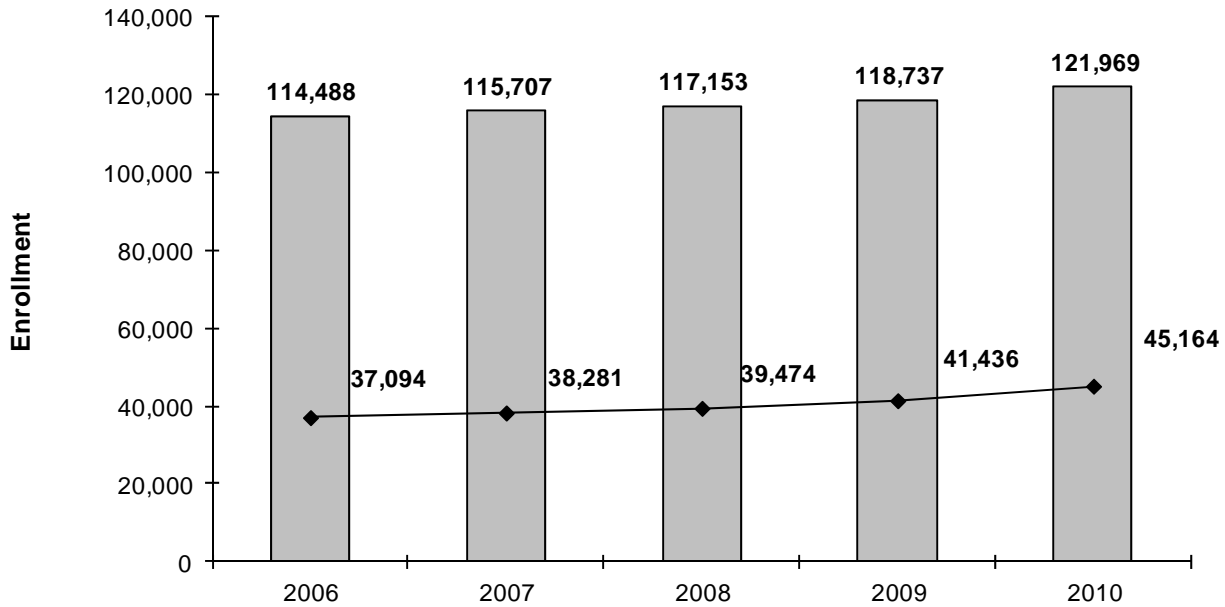


Overall Enrollment		
Year	Number of Students	Percent Change
2006	114,488	
2007	115,707	+1.1
2008	117,153	+1.2
2009	118,737	+1.4
2010	121,969	+2.7

Source: IPEDS Enrollment, 2010

Five-year Trend: Enrollment

Minority Enrollment

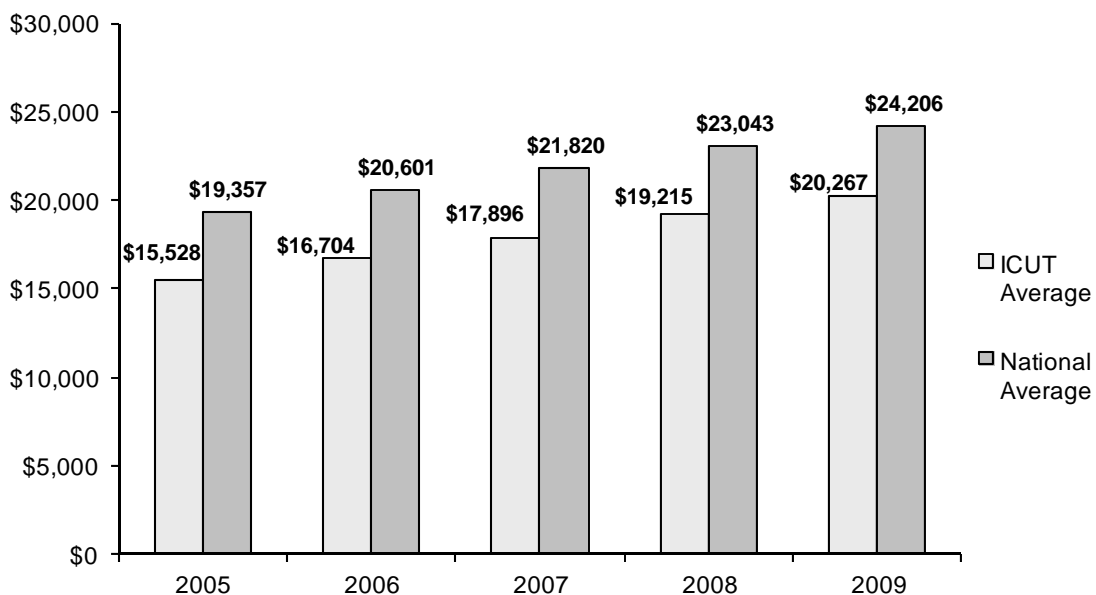


Minority Enrollment				
Year	Total Enrollment	Minority Enrollment	Percent	Percent Change
2006	114,488	37,094	32.4	
2007	115,707	38,281	33.1	+2.1
2008	117,153	39,474	33.7	+1.8
2009	118,737	41,436	34.9	+3.6
2010	121,969	45,164	37.0	+6.1

Source: IPEDS Enrollment, 2010

Five-year Trend: Tuition and Fees

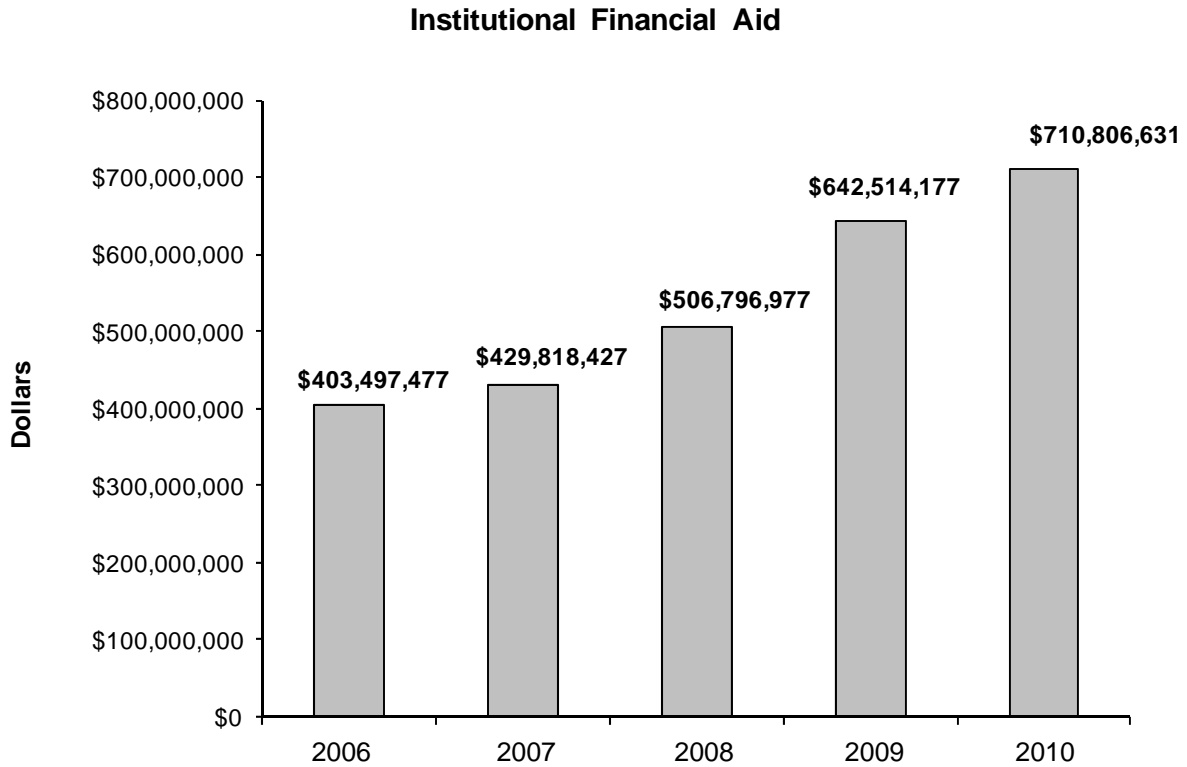
**Tuition and Fees:
ICUT Institutions vs. National Average**



Average Tuition and Fees				
Year	ICUT Institutions	Percent Change	National Average	Percent Change
2005	\$15,528		\$19,357	
2006	\$16,704	+7.6	\$20,601	+6.4
2007	\$17,896	+7.1	\$21,820	+5.9
2008	\$19,215	+7.4	\$23,043	+5.6
2009	\$20,267	+5.5	\$24,206	+5.5

Source: ICUT and The College Board

Five-year Trend: Institutional Aid

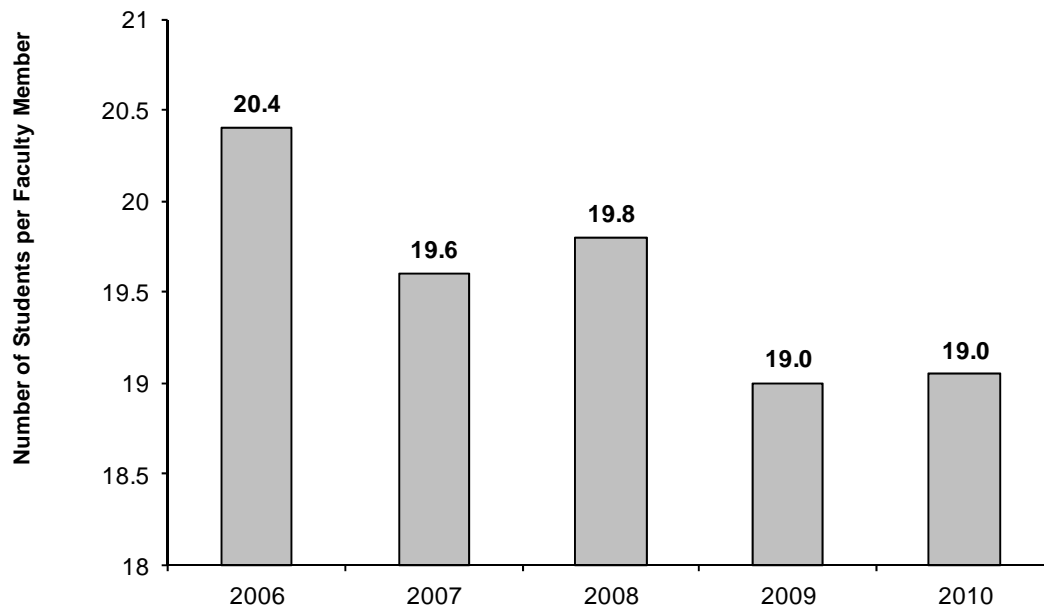


Institutional Financial Aid Awarded		
Year	Amount	Percent Change
2006	\$403,497,477	
2007	\$429,818,427	6.5
2008	\$506,796,977	17.9
2009	\$642,514,177	26.8
2010	\$710,806,631	10.6

Source: ICUT and THECB

Five-year Trend: Student-to-faculty Ratio

Student-to-faculty Ratio



Student-to-faculty* Ratio				
Year	Total Enrollment	Total Faculty	Ratio	Percent Change
2006	114,488	5,606	20.4 :1	
2007	115,707	5,913	19.6 :1	-4.2
2008	117,153	5,920	19.8 :1	+1.1
2009	118,737	6,255	19.0 :1	-4.1
2010	121,969	6,404	19.0 : 1	+0.3

Source: ICUT and IPEDS Enrollment
 *Includes only full-time faculty

Section 3:

Institution-level Data



Part I: Student Data



Summary of Student Data

The total headcount enrollment at ICUT institutions increased from 118,737 in fall 2009 to 121,696 in fall 2010, an increase of 2.5%. The number of first-time, first-year, degree-seeking students increased by 5.1% from fall 2009 to 2010.

As a percentage of the total enrollment at all ICUT institutions in fall 2010, 54.4% of the students were white; 12.3% were African American; 18.4% were Hispanic; 4.4% were Asian/Pacific Islander; 0.5% were American Indian; 4.9% were non-US residents; and 3.6% did not report. New IPEDS race and ethnicity categories instituted this reporting year allowed students to report “two or more races” with 1.4% reporting in this category.

ICUT institutions continue to serve primarily Texas residents, with 79.9% coming from Texas; 14.8% were from other states; and the remainder were from foreign countries or their residency status was not reported.

ICUT institutions remain focused on providing undergraduate education. A total of 81.7% of semester credit hours taken were in undergraduate courses, and 66.0% of the degrees awarded were bachelor’s degrees.

The THECB provided data to demonstrate the persistence of first-time undergraduates from 2009 to the fall of 2010. A total of 72.56% remained at the same ICUT institution and a total of 85.20% remained in college in Texas.

Institution-level Data

Enrollment Fall 2010

ICUT INSTITUTION	FULL-TIME	PART-TIME	TOTAL
Abilene Christian U	3,924	804	4,728
Amberton U	552	921	1,473
Austin C	1,306	8	1,314
Baylor U	14,325	575	14,900
C of St. Thomas More	21	52	73
Concordia U Texas	1,047	1,526	2,573
Dallas Baptist U	2,947	2,523	5,470
East Texas Baptist U	1,060	137	1,197
Hardin-Simmons U	1,973	340	2,313
Houston Baptist U	2,127	470	2,597
Howard Payne U	1,009	281	1,290
Huston-Tillotson U	834	67	901
Jacksonville C	245	157	402
Jarvis Christian C	521	1	522
LeTourneau U	3,062	107	3,169
Lon Morris C	927	136	1,063
Lubbock Christian U	1,459	569	2,028
McMurry U	1,177	237	1,414
Our Lady of the Lake U	1,562	1,189	2,751
Paul Quinn C	199	27	226
Rice U	5,675	204	5,879
St. Edward's U	3,742	1,712	5,454
St. Mary's U	3,476	629	4,105
Schreiner U	1,035	41	1,076
Southern Methodist U	8,283	2,655	10,938
SW Adventist U	704	97	801
SW Assemblies of God U	1,557	507	2,064
SW Christian C	220	4	224
Southwestern U	1,352	21	1,373
Texas Christian U	8,075	1,067	9,142
Texas C	873	54	927
Texas Lutheran U	1,272	68	1,340
Texas Wesleyan U	2,277	1,101	3,378
Trinity U	2,383	115	2,498
U of Dallas	1,719	1,124	2,843
U of the Incarnate Word	4,472	2,742	7,214
U of Mary Hardin-Baylor	2,538	418	2,956
U of St. Thomas	1,504	1,933	3,437
Wayland Baptist U	1,012	3,280	4,292
Wiley C	1,279	72	1,351
TOTAL	93,725	27,971	121,696

Source: IPEDS Fall Enrollment, 2010

Part I: Student Data

First-time, First-year, Degree-Seeking Fall 2010

ICUT INSTITUTION	FULL-TIME	PART-TIME	TOTAL
Abilene Christian U	980	0	980
Amberton U	0	0	0
Austin C	319	0	319
Baylor U	3,257	2	3,259
C of St Thomas More	4	2	6
Concordia U Texas	235	17	252
Dallas Baptist U	374	2	376
East Texas Baptist U	284	1	285
Hardin-Simmons U	403	0	403
Houston Baptist U	513	3	516
Howard Payne U	318	11	329
Huston-Tillotson U	268	2	270
Jacksonville C	99	3	102
Jarvis Christian C	82	0	82
LeTourneau U	443	1	444
Lon Morris C	615	26	641
Lubbock Christian U	339	4	343
McMurry U	280	0	280
Our Lady of the Lake U	299	1	300
Paul Quinn C	77	3	80
Rice U	947	2	949
St. Edward's U	771	9	780
St. Mary's U	584	1	585
Schreiner U	253	0	253
Southern Methodist U	1,476	3	1,479
SW Adventist U	139	4	143
SW Assemblies of God U	257	39	296
SW Christian C	97	0	97
Southwestern U	383	0	383
Texas Christian U	1,826	1	1,827
Texas C	199	0	199
Texas Lutheran U	338	2	340
Texas Wesleyan U	204	11	215
Trinity U	587	0	587
U of Dallas	376	0	376
U of the Incarnate Word	872	14	886
U of Mary Hardin-Baylor	603	5	608
U of St. Thomas	191	3	194
Wayland Baptist U	242	5	247
Wiley C	330	10	340
TOTAL	19,864	187	20,051

Source: IPEDS Fall Enrollment, 2010

Institution-level Data

Semester Credit Hours 2009-2010

INSTITUTION	UNDERGRADUATE	MASTER	DOCTORAL	PROFESSIONAL	TOTAL
Abilene Christian U	109,786	17,139	138	0	127,063
Amberton U	10,749	15,006	0	0	25,755
Austin C	47,283	767	0	0	48,050
Baylor U	369,340	24,671	14,114	21,276	429,401
C of St. Thomas More	676	0	0	0	676
Concordia U Texas	33,826	20,034	0	0	53,860
Dallas Baptist U	86,371	27,620	2,391	0	116,382
East Texas Baptist U	32,668	0	0	0	32,668
Hardin-Simmons U	50,856	5,278	3,325	1,953	61,412
Houston Baptist U	63,485	6,405	0	0	69,890
Howard Payne U	30,568	237	0	0	30,805
Huston-Tillotson U	22,673	0	0	512	23,185
Jacksonville C	7,811	0	0	0	7,811
Jarvis Christian C	20,821	0	0	0	20,821
LeTourneau U	82,848	8,018	0	0	90,866
Lon Morris C	26,140	0	0	0	26,140
Lubbock Christian U	43,789	6,850	0	0	50,639
McMurry U	39,144	0	0	0	39,144
Our Lady of the Lake U	38,474	14,481	3,072	0	56,027
Paul Quinn C	4,082	43	0	0	4,125
Rice U	101,402	27,362	40,578	0	169,342
St. Edward's U	115,062	15,714	0	0	130,776
St. Mary's U	70,043	10,299	1,533	24,941	106,816
Schreiner U	30,351	738	0	0	31,089
Southern Methodist U	188,823	54,436	4,989	27,455	275,703
SW Adventist U	21,153	519	0	0	21,672
SW Assemblies of God U	44,015	3,695	0	0	47,710
SW Christian C	3,329	0	0	0	3,329
Southwestern U	41,229	0	0	0	41,229
Texas Christian U	225,423	17,351	3,958	0	246,732
Texas C	22,980	0	0	432	23,412
Texas Lutheran U	35,494	0	0	0	35,494
Texas Wesleyan U	42,515	13,640	1,007	21,552	78,714
Trinity U	74,103	4,446	0	0	78,549
U of Dallas	39,930	22,622	1,401	0	63,953
U of the Incarnate Word	145,399	15,997	1,752	16,031	179,179
U of Mary Hardin-Baylor	67,013	3,023	1,227	0	71,263
U of St. Thomas	44,661	20,611	234	1,746	67,252
Wayland Baptist U	78,842	18,455	0	0	97,297
Wiley C	36,575	0	0	0	36,575
TOTAL	2,549,732	375,457	79,719	115,898	3,120,806
PERCENTAGE	81.7%	12.0%	2.6%	3.7%	100%

Source: ICUT

Part I: Student Data

Geographic Distribution, Fall 2010

ICUT INSTITUTION	TEXAS	OTHER STATES	FOREIGN	NOT REPORTED	TOTAL
Abilene Christian U	3,661	833	215	19	4,728
Amberton U	1,217	198	59	0	1,474
Austin C	1,175	101	26	12	1,314
Baylor U	11,652	2,690	500	58	14,900
C of St. Thomas More	28	3	1	0	32
Concordia U Texas	2,484	70	0	19	2,573
Dallas Baptist U	4,673	267	530	0	5,470
East Texas Baptist U	1,070	112	15	0	1,197
Hardin-Simmons U	2,177	105	30	0	2,312
Houston Baptist U	2,437	50	108	2	2,597
Howard Payne U	1,260	29	1	0	1,290
Huston-Tillotson U	836	36	29	0	901
Jacksonville C	372	17	13	0	402
Jarvis Christian C	467	57	3	0	527
LeTourneau U	2,476	630	67	0	3,173
Lon Morris C	1,007	31	32	0	1,070
Lubbock Christian U	1,812	187	29	0	2,028
McMurry U	1,354	55	5	0	1,414
Our Lady of the Lake U	2,665	52	34	0	2,751
Paul Quinn C	175	46	5	0	226
Rice U	2,856	1,802	1,133	0	5,791
St. Edward's U	4,970	302	175	7	5,454
St. Mary's U	3,657	255	193	0	4,105
Schreiner U	1,033	38	5	0	1,076
Southern Methodist U	6,362	3,424	986	166	10,938
SW Adventist University	622	187	23	3	835
SW Assemblies of God U	1,309	748	7	0	2,064
SW Christian C*	120	82	19	0	221
Southwestern U	1,251	111	10	0	1,372
Texas Christian U	6,614	1,994	484	50	9,142
Texas C	736	184	4	3	927
Texas Lutheran U	1,274	46	20	0	1,340
Texas Wesleyan U	3,000	333	45	0	3,378
Trinity U	1,704	666	186	52	2,608
U of Dallas	1,772	847	215	9	2,843
U of the Incarnate Word	6,561	328	325	0	7,214
U of Mary Hardin-Baylor	2,784	63	109	0	2,956
U of St. Thomas	3,019	169	247	2	3,437
Wayland Baptist U	3,929	319	33	11	4,292
Wiley C	737	596	18	0	1,351
TOTAL (1)	97,308	18,063	5,939	413	121,723
PERCENTAGE	79.9%	14.8%	4.9%	0.3%	100.0%

(1) These totals may include study abroad students and auditors, and may therefore differ from the IPED's numbers reported for Enrollment and Ethnicity on pages 22 and 26 respectively.

Source: ICUT

Institution-level Data: Ethnicity Fall 2010

ICUT INSTITUTION	AFRICAN AMERICAN	HISPANIC	AMERICAN INDIAN	ASIAN/PACIFIC	WHITE	2 OR MORE RACES	NON-US RESIDENT	NOT REPORTED	TOTAL
Abilene Christian U	368	380	16	55	3,506	108	215	80	4,728
Amberton U	487	120	6	88	742	0	0	30	1,473
Austin C	49	155	4	179	835	53	25	14	1,314
Baylor U	1,028	1,788	56	914	9,991	560	500	63	14,900
C of St. Thomas More	3	4	0	0	64	2	0	0	73
Concordia U Texas	479	538	12	58	1,298	0	1	187	2,573
Dallas Baptist U	1,168	478	36	119	3,139	0	530	0	5,470
East Texas Baptist U	200	107	15	15	828	10	15	7	1,197
Hardin-Simmons U	111	220	20	21	1,589	35	30	287	2,313
Houston Baptist U	490	642	9	307	877	93	108	71	2,597
Howard Payne U	123	217	7	6	848	0	9	80	1,290
Huston-Tillotson U	645	174	0	0	50	3	29	0	901
Jacksonville C	76	80	1	1	226	5	13	0	402
Jarvis Christian C	506	7	0	0	5	0	4	0	522
LeTourneau U	680	242	9	30	2,029	19	67	93	3,169
Lon Morris C	520	116	7	4	314	0	31	71	1,063
Lubbock Christian U	133	339	14	20	1,493	0	29	0	2,028
McMurry U	206	274	9	6	847	47	5	20	1,414
Our Lady of the Lake U	241	1,498	20	34	688	36	34	200	2,751
Paul Quinn C	217	3	0	0	1	0	5	0	226
Rice U	329	544	21	916	2,504	220	1,156	189	5,879
St. Edward's U	258	1,612	38	131	2,937	115	169	194	5,454
St. Mary's U	172	2,145	15	156	1,220	0	169	228	4,105
Schreiner U	43	258	2	8	731	29	5	0	1,076
Southern Methodist U	647	943	80	744	7,396	56	986	86	10,938
SW Adventist U	101	167	3	57	183	11	58	221	801
SW Assemblies of God U	187	371	25	37	1,411	0	21	12	2,064
SW Christian C	199	3	0	0	3	0	19	0	224
Southwestern U	41	248	10	52	1,003	0	4	15	1,373
Texas Christian U	447	853	69	240	6,685	43	484	321	9,142
Texas C	791	105	0	0	24	0	4	3	927
Texas Lutheran U	130	311	3	12	796	30	19	39	1,340
Texas Wesleyan U	440	518	33	116	1,687	29	45	510	3,378
Trinity U	80	320	18	174	1,541	42	174	149	2,498
U of Dallas	184	358	13	207	1,721	47	215	98	2,843
U of the Incarnate Word	516	3,780	28	315	1,645	11	313	606	7,214
U of Mary Hardin-Baylor	397	399	17	61	1,924	5	109	44	2,956
U of St. Thomas	384	1,041	13	283	1,291	50	247	128	3,437
Wayland Baptist U	667	1,051	30	33	2,097	0	31	383	4,292
Wiley C	1,232	42	7	1	14	13	34	8	1,351
TOTAL	14,975	22,451	666	5,400	66,183	1,672	5,912	4,437	121,696
PERCENTAGE	12.3%	18.4%	0.5%	4.4%	54.4%	1.4%	4.9%	3.6%	100.0%

Part I: Student Data

ICUT INSTITUTION	AFRICAN AMERICAN	HISPANIC	AMERICAN INDIAN	ASIAN/PACIFIC	WHITE	2 OR MORE RACES	NON-US RESIDENT	NOT REPORTED
Abilene Christian U	7.8%	8.0%	0.3%	1.2%	74.2%	2.3%	4.5%	1.7%
Amberton U	33.1%	8.1%	0.4%	6.0%	50.4%	0.0%	0.0%	2.0%
Austin C	3.7%	11.8%	0.3%	13.6%	63.5%	4.0%	1.9%	1.1%
Baylor U	6.9%	12.0%	0.4%	6.1%	67.1%	3.8%	3.4%	0.4%
C of St. Thomas More	4.1%	5.5%	0.0%	0.0%	87.7%	2.7%	0.0%	0.0%
Concordia U Texas	18.6%	20.9%	0.5%	2.3%	50.4%	0.0%	0.0%	7.3%
Dallas Baptist U	21.4%	8.7%	0.7%	2.2%	57.4%	0.0%	9.7%	0.0%
East Texas Baptist U	16.7%	8.9%	1.3%	1.3%	69.2%	0.8%	1.3%	0.6%
Hardin-Simmons U	4.8%	9.5%	0.9%	0.9%	68.7%	1.5%	1.3%	12.4%
Houston Baptist U	18.9%	24.7%	0.3%	11.8%	33.8%	3.6%	4.2%	2.7%
Howard Payne U	9.5%	16.8%	0.5%	0.5%	65.7%	0.0%	0.7%	6.2%
Huston-Tillotson U	71.6%	19.3%	0.0%	0.0%	5.5%	0.3%	3.2%	0.0%
Jacksonville C	18.9%	19.9%	0.2%	0.2%	56.2%	1.2%	3.2%	0.0%
Jarvis Christian C	96.9%	1.3%	0.0%	0.0%	1.0%	0.0%	0.8%	0.0%
LeTourneau U	21.5%	7.6%	0.3%	0.9%	64.0%	0.6%	2.1%	2.9%
Lon Morris C	48.9%	10.9%	0.7%	0.4%	29.5%	0.0%	2.9%	6.7%
Lubbock Christian U	6.6%	16.7%	0.7%	1.0%	73.6%	0.0%	1.4%	0.0%
McMurry U	14.6%	19.4%	0.6%	0.4%	59.9%	3.3%	0.4%	1.4%
Our Lady of the Lake U	8.8%	54.5%	0.7%	1.2%	25.0%	1.3%	1.2%	7.3%
Paul Quinn C	96.0%	1.3%	0.0%	0.0%	0.4%	0.0%	2.2%	0.0%
Rice U	5.6%	9.3%	0.4%	15.6%	42.6%	3.7%	19.7%	3.2%
St. Edward's U	4.7%	29.6%	0.7%	2.4%	53.9%	2.1%	3.1%	3.6%
St. Mary's U	4.2%	52.3%	0.4%	3.8%	29.7%	0.0%	4.1%	5.6%
Schreiner U	4.0%	24.0%	0.2%	0.7%	67.9%	2.7%	0.5%	0.0%
Southern Methodist U	5.9%	8.6%	0.7%	6.8%	67.6%	0.5%	9.0%	0.8%
SW Adventist U	12.6%	20.8%	0.4%	7.1%	22.8%	1.4%	7.2%	27.6%
SW Assemblies of God U	9.1%	18.0%	1.2%	1.8%	68.4%	0.0%	1.0%	0.6%
SW Christian C	88.8%	1.3%	0.0%	0.0%	1.3%	0.0%	8.5%	0.0%
Southwestern U	3.0%	18.1%	0.7%	3.8%	73.1%	0.0%	0.3%	1.1%
Texas Christian U	4.9%	9.3%	0.8%	2.6%	73.1%	0.5%	5.3%	3.5%
Texas C	85.3%	11.3%	0.0%	0.0%	2.6%	0.0%	0.4%	0.3%
Texas Lutheran U	9.7%	23.2%	0.2%	0.9%	59.4%	2.2%	1.4%	2.9%
Texas Wesleyan U	13.0%	15.3%	1.0%	3.4%	49.9%	0.9%	1.3%	15.1%
Trinity U	3.2%	12.8%	0.7%	7.0%	61.7%	1.7%	7.0%	6.0%
U of Dallas	6.5%	12.6%	0.5%	7.3%	60.5%	1.7%	7.6%	3.4%
U of the Incarnate Word	7.2%	52.4%	0.4%	4.4%	22.8%	0.2%	4.3%	8.4%
U of Mary Hardin-Baylor	13.4%	13.5%	0.6%	2.1%	65.1%	0.2%	3.7%	1.5%
U of St. Thomas	11.2%	30.3%	0.4%	8.2%	37.6%	1.5%	7.2%	3.7%
Wayland Baptist U	15.5%	24.5%	0.7%	0.8%	48.9%	0.0%	0.7%	8.9%
Wiley C	91.2%	3.1%	0.5%	0.1%	1.0%	1.0%	2.5%	0.6%

Source: IPEDS Fall Enrollment 2010

Institution-level Data

Degrees Awarded 2009-2010

ICUT INSTITUTION	ASSOC	BACH	MAST	DOCT	PROF	TOTAL
Abilene Christian U	4	818	280	2	0	1,104
Amberton U	0	110	358	0	0	468
Austin C	0	302	24	0	0	326
Baylor U	0	2,709	692	76	195	3,672
C of St. Thomas More	0	1	0	0	0	1
Concordia U Texas	12	186	475	0	0	673
Dallas Baptist U	1	858	568	8	0	1,435
East Texas Baptist U	0	195	0	0	0	195
Hardin-Simmons U	0	352	141	0	37	530
Houston Baptist U	5	294	136	0	0	435
Howard Payne U	1	234	3	0	0	238
Huston-Tillotson U	0	93	0	0	0	93
Jacksonville C	32	0	0	0	0	32
Jarvis Christian C	0	72	0	0	0	72
LeTourneau U	9	798	124	0	0	931
Lon Morris C	46	0	0	0	0	46
Lubbock Christian U	0	345	86	0	0	431
McMurry U	0	232	0	0	0	232
Our Lady of the Lake U	0	287	305	12	4	608
Paul Quinn C	0	56	0	0	0	56
Rice U	0	797	619	166	0	1,582
St. Edward's U	0	989	249	0	0	1,238
St. Mary's U	0	443	219	6	236	904
Schreiner U	2	121	8	0	0	131
Southern Methodist U	0	1,814	1,342	67	257	3,480
SW Adventist U	0	152	3	0	0	155
SW Assemblies of God U	69	226	85	0	0	380
SW Christian C	30	3	0	0	0	33
Southwestern U	0	285	0	0	0	285
Texas Christian U	0	1,727	419	32	22	2,200
Texas C	3	93	0	0	0	96
Texas Lutheran U	0	231	0	0	0	231
Texas Wesleyan U	0	324	213	0	231	768
Trinity U	0	586	110	0	0	696
U of Dallas	0	256	418	9	0	683
U of the Incarnate Word	7	997	292	19	67	1,382
U of Mary Hardin-Baylor	0	474	53	7	0	534
U of St. Thomas	0	281	335	0	0	616
Wayland Baptist U	135	763	260	0	0	1,158
Wiley C	0	159	0	0	0	159
TOTAL	356	18,663	7,817	404	1,049	28,289
PERCENTAGE	1.3%	66.0%	27.6%	1.4%	3.7%	100.0%

Source: IPEDS Completions, 2009-10

**Persistence of 2009 First-time Entering
Undergraduates to Fall 2010 at
ICUT Institutions (19,936 students)**

ENROLLMENT	NUMBER	PERCENT	CUMULATIVE NUMBER OF STUDENTS	CUMULATIVE PERCENT
Same ICUT Institution	14,465	72.56%	14,465	72.56%
Other ICUT Institution	228	1.14%	14,693	73.70%
Public 2 or 4 Year Institution	2,292	11.50%	16,985	85.20%
Not Found in Texas Institution	2,951	14.80%	19,936	100.00%

Source: THECB

Institution-level Data

Graduation Rates for Students at ICUT Institutions

Fall 2002 Cohort	GRADUATING BY	PERCENT OF COHORT	PERCENTAGE PERSISTING
4 Year Graduation Rate	Summer 2006	39.00%	30.90%
5 Year Graduation Rate	Summer 2007	58.15%	12.26%
6 Year Graduation Rate	Summer 2008	63.47%	6.96%

Fall 2003 Cohort	GRADUATING BY	PERCENT OF COHORT	PERCENTAGE PERSISTING
4 Year Graduation Rate	Summer 2007	39.61%	30.54%
5 Year Graduation Rate	Summer 2008	58.18%	12.37%
6 Year Graduation Rate	Summer 2009	63.63%	7.19%

Fall 2004 Cohort	GRADUATING BY	PERCENT OF COHORT	PERCENTAGE PERSISTING
4 Year Graduation Rate	Summer 2008	40.72%	29.48%
5 Year Graduation Rate	Summer 2009	58.54%	11.82%
6 Year Graduation Rate	Summer 2010	63.76%	6.95%

Fall 2005 Cohort	GRADUATING BY	PERCENT OF COHORT	PERCENTAGE PERSISTING
4 Year Graduation Rate	Summer 2009	41.11%	29.44%
5 Year Graduation Rate	Summer 2010	52.18%	15.98%
6 Year Graduation Rate	Summer 2011	N/A	N/A

Fall 2006 Cohort	GRADUATING BY	PERCENT OF COHORT	PERCENTAGE PERSISTING
4 Year Graduation Rate	Summer 2010	36.34%	33.55%
5 Year Graduation Rate	Summer 2011	N/A	N/A
6 Year Graduation Rate	Summer 2012	N/A	N/A

N/A = Not Available at time of publication

Source: THECB

Part II:
Student Financial
Aid Data



Summary of Student Financial Aid Data

The average cost of attending an ICUT institution, shown in the Student Costs table, grew 5.9% between 2009-10 and 2010-11.

Student financial aid from all sources increased 4.9% in 2009-10 over 2008-09. There was a increase of 6.1% in federal aid; a 1.4% decrease in state aid; a 10.6% increase in institutional aid; and a decrease of 36.3% in other aid. As a percentage of the total, aid provided by the federal government was virtually unchanged from 2008-2009 (49.2%) to 2009-2010 (49.7%).

The number of students who received Tuition Equalization Grants at ICUT institutions decreased from 29,522 in 2008-09 to 26,574 in 2009-10, 10.0%. The average grant amount increased from \$3,466 to \$3,772, 8.8%.

There were 30,387 Pell grant recipients at ICUT institutions in 2009-10 receiving a total of \$119,046,177. The average grant received was \$3,917.

The total grant amount for Texas College Work-Study awards decreased 31.5% from \$1,019,435 in 2008-09 to \$698,090 in 2009-10. The number of recipients decreased 14.2%, from 1,007 in 2008-09 to 864 in 2009-10. The average award decreased 20.2% from \$1,012 in 2008-09 to \$808 in 2009-10.

The THECB provided data to demonstrate the persistence of TEG recipients from 2009 to the fall of 2010. A total of 69.61% remained at the same ICUT institution and a total of 86.56% remained in college in Texas.

Institution-level Data

Student Costs 2010-2011 Academic Year

ICUT INSTITUTION	TUITION & FEES	ROOM & BOARD	TOTAL
Abilene Christian U	\$22,760	\$7,884	\$30,644
Amberton U (1)	7,000		7,000
Austin C	29,235	9,549	38,784
Baylor U	29,724	10,144	39,868
C of St. Thomas More	12,800	4,275	17,075
Concordia U Texas	21,700	8,160	29,860
Dallas Baptist U	18,690	5,868	24,558
East Texas Baptist U	19,550	5,436	24,986
Hardin-Simmons U	21,450	6,804	28,254
Houston Baptist U	23,180	7,065	30,245
Howard Payne U	19,950	5,694	25,644
Huston-Tillotson U	12,430	6,946	19,376
Jacksonville C	7,036	3,257	10,293
Jarvis Christian C	11,146	7,788	18,934
LeTourneau U	21,980	8,390	30,370
Lon Morris C	13,572	6,580	20,152
Lubbock Christian U	16,180	6,368	22,548
McMurry U	20,680	6,976	27,656
Our Lady of the Lake U	21,900	6,838	28,738
Paul Quinn C	9,300	6,400	15,700
Rice U	33,771	11,750	45,521
St. Edward's U	26,484	8,236	34,720
St. Mary's U	22,576	7,550	30,126
Schreiner U	19,547	9,390	28,937
Southern Methodist U	33,040	12,655	45,695
SW Adventist U	16,456	7,242	23,698
SW Assemblies of God U	14,830	6,314	21,144
SW Christian C	6,382	4,338	10,720
Southwestern U	31,630	9,240	40,870
Texas Christian U	30,090	10,010	40,100
Texas C	7,992	6,600	14,592
Texas Lutheran U	22,890	7,540	30,430
Texas Wesleyan U	18,710	6,687	25,397
Trinity U	30,012	10,311	40,323
U of Dallas	29,530	8,650	38,180
U of the Incarnate Word	21,000	9,220	30,220
U of Mary Hardin-Baylor	21,600	6,040	27,640
U of St. Thomas	23,500	7,900	31,400
Wayland Baptist U	13,340	4,086	17,426
Wiley C	11,050	6,166	17,216
TOTAL AVERAGE	\$19,867	\$7,445	\$27,126

(1) Amberton University is not included in the Total Average for Room and Board, as they do not have on-campus housing and students do not pay room and board.

Source: ICUT Data Collection

Part II: Student Financial Aid Data

Sources of Student Aid 2009-2010

ICUT INSTITUTION	FEDERAL	STATE	INSTITUTIONAL	OTHER	TOTAL
Abilene Christian U	\$35,640,328	\$9,833,673	\$24,836,555	\$1,589,960	\$71,900,516
Amberton U (1)					
Austin C	10,328,945	3,101,944	19,162,999	532,974	33,126,862
Baylor U	101,500,420	21,866,131	121,364,425	11,803,899	256,534,875
C of St. Thomas More	94,323	30,464	78,420	0	203,207
Concordia U Texas	18,312,731	2,795,924	3,232,617	36,500	24,377,772
Dallas Baptist U	38,478,243	4,243,951	18,959,197	7,266,409	68,947,800
East Texas Baptist U	8,229,369	2,204,913	8,057,860	358,153	10,620,926
Hardin-Simmons U	17,673,853	3,850,231	11,538,107	4,536,795	37,598,986
Houston Baptist U	20,190,533	2,690,994	14,954,013	2,233,969	40,069,509
Howard Payne U	8,157,984	2,282,368	6,185,321	491,088	17,116,761
Huston-Tillotson U	8,988,448	982,108	891,373	372,815	11,234,744
Jacksonville C	861,914	281,595	777,978	47,194	1,968,681
Jarvis Christian C	6,703,947	972,204	1,925,778	250,952	9,852,881
LeTourneau U	40,898,936	1,933,056	9,324,359	638,002	52,794,353
Lon Morris C	5,975,287	412,704	7,062,172	259,254	13,709,417
Lubbock Christian U	16,909,834	1,926,663	5,484,291	380,322	24,701,110
McMurry U	12,852,648	3,664,754	9,331,144	1,054,000	26,902,546
Our Lady of the Lake U	27,741,173	3,044,902	13,297,966	446,124	44,530,165
Paul Quinn C	2,086,893	324,600	50,671	97,526	2,559,690
Rice U	8,616,765	2,400,046	45,419,085	3,711,702	60,147,598
St. Edward's U	40,123,139	13,902,869	31,130,653	991,298	86,147,959
St. Mary's U	49,376,768	11,227,161	22,088,010	268,727	82,960,666
Schreiner U	9,168,500	1,776,967	7,563,555	863,175	19,372,197
Southern Methodist U	85,726,423	7,109,122	105,730,660	2,000,116	200,566,321
SW Adventist U	4,596,933	769,872	2,271,949	1,131,646	8,770,400
SW Assemblies of God U	18,261,671	1,655,420	3,606,903	849,057	24,373,051
SW Christian C	1,171,671	98,731	349,561	31,251	1,651,214
Southwestern U	10,372,205	2,937,082	16,194,267	1,369,438	30,872,992
Texas Christian U	59,241,957	12,968,059	81,274,664	2,979,016	156,463,696
Texas C	9,897,936	1,025,937	653,197	332,572	11,909,642
Texas Lutheran U	11,582,207	2,884,510	11,203,946	483,078	26,153,741
Texas Wesleyan U	48,244,556	4,895,638	9,410,703	299,782	62,850,679
Trinity U	14,191,696	3,323,644	28,765,637	1,811,454	48,092,431
U of Dallas	16,713,948	2,274,295	18,557,025	502,401	38,047,669
U of the Incarnate Word	68,393,725	7,471,042	25,489,023	1,157,932	102,511,722
U of Mary Hardin-Baylor	22,683,386	5,225,996	11,404,912	3,113,296	42,427,590
U of St. Thomas	17,003,272	2,513,478	7,166,202	761,639	27,444,591
Wayland Baptist U	21,391,712	2,051,121	4,400,444	337,345	28,180,622
Wiley C	13,145,742	1,336,468	1,610,989	1,332,175	17,425,374
TOTAL	\$911,530,021	\$154,290,637	\$710,806,631	\$56,723,036	\$1,833,350,325

(1) Amberton University does not participate in state, federal or institutional student aid programs.

Source: ICUT

Institution-level Data

Tuition Equalization Grant Statistics 2009-2010

ICUT INSTITUTION	NUMBER OF RECIPIENTS	AWARDED
Abilene Christian U	1,256	\$4,561,707
Amberton U (1)		
Austin C	442	1,796,838
Baylor U	3,198	12,859,962
C of St. Thomas More	6	30,464
Concordia U Texas	677	2,650,682
Dallas Baptist U	1,144	3,476,591
East Texas Baptist U	480	1,680,821
Hardin-Simmons U	857	2,929,356
Houston Baptist U	712	2,425,226
Howard Payne U	397	1,489,684
Huston-Tillotson U	338	934,984
Jacksonville C	96	279,594
Jarvis Christian C	216	931,286
LeTourneau U	336	1,370,186
Lon Morris C	232	406,597
Lubbock Christian U	485	1,862,559
McMurry U	732	2,481,121
Our Lady of the Lake U	618	2,624,196
Paul Quinn C	90	328,408
Rice U	560	2,342,687
St. Edward's U	1,145	4,912,580
St. Mary's U	1,374	6,033,877
Schreiner U	390	1,480,310
Southern Methodist U	1,296	5,311,072
SW Adventist U	260	688,726
SW Assemblies of God U	432	1,447,455
SW Christian C	34	94,906
Southwestern U	401	1,651,258
Texas Christian U	1,359	5,616,176
Texas College	245	1,012,819
Texas Lutheran U	618	2,218,448
Texas Wesleyan U	1,236	4,095,229
Trinity U	334	1,327,877
U of Dallas	451	1,774,431
U of the Incarnate Word	1,444	5,352,963
U of Mary Hardin-Baylor	1,216	4,525,953
U of St. Thomas	500	2,046,945
Wayland Baptist U	593	1,898,131
Wiley C	374	1,310,513
TOTAL	26,574	100,262,618

(1) Amberton University does not participate in state student aid programs.
Source: Texas Higher Education Coordinating Board, FY 2010

Part II: Student Financial Aid Data

Pell Grant Statistics 2009-2010

INSTITUTION	NUMBER OF RECIPIENTS	TEXAS GRANT FUNDS AWARDED
Abilene Christian U	969	\$3,730,739
Amberton U (1)		
Austin C	333	1,293,989
Baylor U	2,674	10,853,698
C of St. Thomas More	5	22,950
Concordia U Texas	402	1,455,760
Dallas Baptist U	1,161	3,762,778
East Texas Baptist U	495	1,873,773
Hardin-Simmons U	658	2,473,962
Houston Baptist U	1,012	4,049,571
Howard Payne U	464	1,682,555
Huston-Tillotson U	658	2,806,065
Jacksonville C	222	787,083
Jarvis Christian C	556	2,299,688
LeTourneau U	1,428	5,358,680
Lon Morris C	599	2,434,987
Lubbock Christian U	667	2,564,889
McMurry U	742	2,884,450
Our Lady of the Lake U	966	3,809,253
Paul Quinn C	149	626,867
Rice U	498	2,063,939
St. Edward's U	1,400	5,346,981
St. Mary's U	1,141	4,654,676
Schreiner U	467	1,789,180
Southern Methodist U	939	3,953,319
SW Adventist U	382	1,533,657
SW Assemblies of God U	910	3,446,256
SW Christian C	141	567,659
Southwestern U	322	1,316,429
Texas Christian U	1,123	4,557,678
Texas C	778	3,457,716
Texas Lutheran U	549	2,142,086
Texas Wesleyan U	870	3,304,461
Trinity U	288	1,038,797
U of Dallas	297	1,131,772
U of the Incarnate Word	2,243	9,144,896
U of Mary Hardin-Baylor	1,052	4,060,054
U of St. Thomas	544	2,223,451
Wayland Baptist U	1,247	3,933,480
Wiley C	1,036	4,607,953
TOTAL	30,387	\$119,046,177

(1) Amberton University does not participate in state student aid programs.

Source: Texas Higher Education Coordinating Board, FY 2010

Institution-level Data

Texas College Work Study 2009-2010

INSTITUTION	NUMBER OF RECIPIENTS	WORK STUDY FUNDS AWARDED
Abilene Christian U	41	\$38,847
Amberton U (1)		
Austin C	18	10,717
Baylor U	66	79,271
C of St. Thomas More	2	1170
Concordia U Texas	11	22,612
Dallas Baptist U	47	20,780
East Texas Baptist U	11	13,653
Hardin-Simmons U	45	19,432
Houston Baptist U	85	14,945
Howard Payne U	7	10,252
Huston-Tillotson U	11	7,115
Jacksonville C	9	2,000
Jarvis Christian C	5	5,251
LeTourneau U	27	23,967
Lon Morris C	4	3,078
Lubbock Christian U	100	15,021
McMurry U	11	14,766
Our Lady of the Lake U	13	19,247
Paul Quinn C	6	5,928
Rice U	4	11,238
St. Edward's U	31	43,929
St. Mary's U	34	32,740
Schreiner U	12	9,991
Southern Methodist U	16	21,301
SW Adventist U	10	4,210
SW Assemblies of God U	11	10,425
SW Christian C	1	1,273
Southwestern U	7	9,379
Texas Christian U	41	35,579
Texas C	9	7,310
Texas Lutheran U	18	11,688
Texas Wesleyan U	12	24,230
Trinity U	14	12,391
U of Dallas	9	8,242
U of the Incarnate Word	21	45,691
U of Mary Hardin-Baylor	82	62,816
U of St. Thomas	8	14,094
Wayland Baptist U	0	0
Wiley C	5	3,511
TOTAL	864	\$698,090

(1) Amberton University does not participate in state student aid programs.

Source: Texas Higher Education Coordinating Board, FY 2010

Part II: Student Financial Aid Data

Persistence of 2009 First-time Entering Undergraduates TEG Recipients to Fall 2010 at ICUT Institutions (7,016 students)

ENROLLMENT	NUMBER	PERCENT	CUMULATIVE NUMBER OF STUDENTS	CUMULATIVE PERCENT
Same ICUT Institution	4,884	69.61%		69.61%
Other ICUT Institution	86	1.23%	4,970	70.84%
Public 2 or 4 Year Institution	1,103	15.72%	6,073	86.56%
Not Found in Texas Institution	943	13.44%	7,016	100.00%

Source: THECB

Institution-level Data

Graduation Rates for TEG Recipients at ICUT Institutions

Fall 2002 Cohort	GRADUATING BY	PERCENT OF COHORT	PERCENTAGE PERSISTING
4 Year Graduation Rate	Summer 2006	32.34%	38.26%
5 Year Graduation Rate	Summer 2007	50.73%	17.31%
6 Year Graduation Rate	Summer 2008	57.63%	9.55%

Fall 2003 Cohort	GRADUATING BY	PERCENT OF COHORT	PERCENTAGE PERSISTING
4 Year Graduation Rate	Summer 2007	34.51%	36.45%
5 Year Graduation Rate	Summer 2008	54.19%	15.67%
6 Year Graduation Rate	Summer 2009	60.48%	9.70%

Fall 2004 Cohort	GRADUATING BY	PERCENT OF COHORT	PERCENTAGE PERSISTING
4 Year Graduation Rate	Summer 2008	34.17%	35.22%
5 Year Graduation Rate	Summer 2009	52.38%	15.68%
6 Year Graduation Rate	Summer 2010	58.59%	9.16%

Fall 2005 Cohort	GRADUATING BY	PERCENT OF COHORT	PERCENTAGE PERSISTING
4 Year Graduation Rate	Summer 2009	34.95%	34.39%
5 Year Graduation Rate	Summer 2010	52.18%	15.98%
6 Year Graduation Rate	Summer 2011	N/A	N/A

Fall 2006 Cohort	GRADUATING BY	PERCENT OF COHORT	PERCENTAGE PERSISTING
4 Year Graduation Rate	Summer 2010	36.34%	33.55%
5 Year Graduation Rate	Summer 2011	N/A	N/A
6 Year Graduation Rate	Summer 2012	N/A	N/A

N/A = Not Available at time of publication

Source: THECB

Part III: Faculty Data



Summary of Faculty Data

The number of full-time faculty at ICUT institutions increased from 6,255 in 2009-10 to 6,404 in 2010-11, 2.4%.

The number of tenured faculty at ICUT institutions increased by 1.8% from 2009-10 to 2010-11. Tenured faculty at the rank of professor increased by 2.9%; tenured associate professors increased by 2.0%; and tenured assistant professors decreased by 23.7%.

Institution-level Data

Full-time Faculty 2010-2011

ICUT INSTITUTION	PROF	ASSOC	ASST	INST	LECT	OTHER	TOTAL
Abilene Christian U	60	74	67	44	0	0	245
Amberton U	7	4	2	0	0	0	13
Austin C	28	40	25	0	0	0	93
Baylor U	267	219	158	1	271	0	916
C of St. Thomas More	3	1	0	2	0	1	7
Concordia U Texas	15	10	25	5	0	0	55
Dallas Baptist U	50	13	52	0	0	0	115
East Texas Baptist U	33	10	19	2	0	0	64
Hardin-Simmons U	57	42	32	3	0	0	134
Houston Baptist U	42	34	40	6	0	0	122
Howard Payne U	36	24	26	5	0	1	92
Huston-Tillotson U	13	8	16	9	0	0	46
Jacksonville C	0	0	0	12	0	0	12
Jarvis Christian C	8	3	14	7	0	0	32
LeTourneau U	25	24	22	8	0	0	79
Lon Morris C	2	14	22	10	10	4	62
Lubbock Christian U	18	29	26	3	2	0	78
McMurry U	19	18	26	16	0	0	79
Our Lady of the Lake U	35	26	38	6	0	9	114
Paul Quinn C	0	8	3	0	0	0	11
Rice U	293	116	128	20	78	28	663
St. Edward's U	48	69	90	7	0	2	216
St. Mary's U	83	44	57	2	10	0	196
Schreiner U	13	12	17	17	0	0	59
Southern Methodist U	224	169	136	1	160	18	708
SW Adventist U	20	17	12	0	0	0	49
SW Assemblies of God U	20	13	13	21	2	0	69
SW Christian C	0	9	1	0	0	0	10
Southwestern U	45	55	34	7	0	10	151
Texas Christian U	156	155	133	62	26	0	532
Texas C	4	7	10	14	0	0	35
Texas Lutheran U	18	24	24	2	4	0	72
Texas Wesleyan U	64	43	43	18	0	0	168
Trinity U	82	81	65	6	0	0	234
U of Dallas	36	43	46	16	0	8	149
U of the Incarnate Word	60	60	87	54	0	1	262
U of Mary Hardin-Baylor	41	31	55	10	0	0	137
U of St. Thomas	45	41	48	4	0	0	138
Wayland Baptist U	39	40	40	6	1	0	126
Wiley C	8	13	26	13	1	0	61
TOTAL	2,017	1,643	1,678	419	565	82	6,404

Source: ICUT

Part III: Faculty Data

Tenured Faculty 2010-2011

	PROF	ASSOC	ASST	INST	LECT	OTHER	TOTAL
Abilene Christian U	59	63	7	0	0	0	129
Amberton U	0	0	0	0	0	0	0
Austin C	28	39	0	0	0	0	67
Baylor U	229	185	3	1	0	0	418
C of St. Thomas More	0	0	0	0	0	0	0
Concordia U Texas	2	0	0	0	0	0	2
Dallas Baptist U	1	0	0	0	0	0	1
East Texas Baptist U	1	0	0	0	0	0	1
Hardin-Simmons U	54	37	3	0	0	0	94
Houston Baptist U	0	0	0	0	0	0	0
Howard Payne U	6	0	0	0	0	0	6
Huston-Tillotson U	6	0	0	0	0	0	6
Jacksonville C	0	0	0	0	0	0	0
Jarvis Christian C	4	0	0	0	0	0	4
LeTourneau U	23	19	9	0	0	0	51
Lon Morris C	0	0	0	0	0	0	0
Lubbock Christian U	16	25	6	0	0	0	47
McMurry U	18	17	1	0	0	0	36
Our Lady of the Lake U	21	9	0	0	0	0	30
Paul Quinn C	0	0	0	0	0	0	0
Rice U	268	109	11	0	0	0	388
St. Edward's U	41	16	0	0	0	0	57
St. Mary's U	78	38	10	0	0	0	126
Schreiner U	13	8	0	17	0	0	38
Southern Methodist U	194	150	2	0	2	0	348
SW Adventist U	18	2	0	0	0	0	20
SW Assemblies of God U	6	1	3	0	0	0	10
SW Christian C	0	4	0	0	0	0	4
Southwestern U	43	52	0	0	0	0	95
Texas Christian U	137	136	2	1	0	0	276
Texas C	0	0	0	0	0	0	0
Texas Lutheran U	18	20	1	0	0	0	39
Texas Wesleyan U	64	31	3	0	0	0	98
Trinity U	82	79	0	0	0	0	161
U of Dallas	28	37	5	0	0	0	70
U of the Incarnate Word	45	42	4	0	0	0	91
U of Mary Hardin-Baylor	36	14	0	0	0	0	50
U of St. Thomas	38	37	1	0	0	0	76
Wayland Baptist U	0	0	0	0	0	0	0
Wiley C	1	1	0	0	0	0	2
TOTAL	1,578	1,171	71	19	2	0	2,841

Source: ICUT

Institution-level Data

Part IV: Financial Data



Summary of Financial Data

As a whole, revenue at ICUT institutions increased by 409.2%, from \$0.698 billion in 2008-09 to \$3.55 billion in 2009-10. This large increase is due to the lack of the large investment losses seen in 2008-09. Private Gifts increased 61.2%, and Other Revenue, which includes investment returns, increased by 196.0%.

Total expenditures at ICUT institutions increased by 3.1%, from \$2.905 billion in 2008-09 to \$2.996 billion in 2009-10.

Land, buildings and equipment increased in value as a whole by 12.7%.

The Endowment table shows that the total market value of endowments increased by 4.7% between the beginning and end of fiscal year 2010.

Institution-level Data

Expenditures by Function 2009-2010

ICUT INSTITUTION	INSTRUCTION	RESEARCH	PUBLIC SERVICE	ACADEMIC SUPPORT	STUDENT SERVICES
Abilene Christian U	\$31,491,742	\$617,484	\$2,765,880	\$8,792,445	\$16,844,570
Amberton U	2,527,073	19,256	0	711,410	117,193
Austin C	16,910,224	181,876	10,213	3,110,909	2,842,264
Baylor U	194,018,000	10,518,000	4,625,000	42,263,000	26,910,616
C of St. Thomas More	320,177	0	0	40,929	0
Concordia U Texas	9,194,668	0	0	2,906,230	2,131,559
Dallas Baptist U	27,158,629	0	0	4,017,375	5,920,862
East Texas Baptist U	6,637,886	0	0	733,817	2,417,167
Hardin-Simmons U	18,598,824	0	0	1,742,296	1,457,436
Houston Baptist U	16,282,201	0	0	3,830,938	2,139,362
Howard Payne U	7,545,446	0	0	1,198,425	1,851,466
Huston-Tillotson U	3,961,496	0	0	713,246	1,095,712
Jacksonville C	608,063	0	0	286,776	89,623
Jarvis Christian C	2,597,295	0	764,164	1,338,813	614,371
LeTourneau U	17,088,249	1,109,955	195,579	3,057,785	3,669,778
Lon Morris C	2,586,320	0	0	0	0
Lubbock Christian U	8,687,423	0	14,488	2,793,095	1,550,816
McMurry U	9,931,403	0	0	2,379,519	1,123,519
Our Lady of the Lake U	15,951,247	0	0	5,098,425	4,878,060
Paul Quinn C	1,475,579	0	0	1,798,187	144,700
Rice U	230,007,820	73,836,369	1,986,753	39,483,799	17,095,737
St. Edward's U	38,177,551	0	0	13,055,385	5,325,743
St. Mary's U	31,776,500	494,943	1,978,294	10,481,699	5,650,206
Schreiner U	6,362,708	0	0	1,374,964	1,250,000
Southern Methodist U	138,475,000	16,507,000	11,363,000	50,192,000	18,525,000
SW Adventist U	6,599,607	0	221,578	909,383	780,439
SW Assemblies of God U	8,137,770	0	0	1,829,361	448,522
SW Christian C	850,807	0	301,759	397,964	104,777
Southwestern U	20,669,528	646,260	248,883	4,669,930	4,294,106
Texas Christian U	113,978,000	7,127,000	0	26,089,000	11,239,630
Texas C	2,291,262	0	0	1,280,262	661,826
Texas Lutheran U	8,066,628	55,972	597,436	2,225,570	2,646,023
Texas Wesleyan U	26,437,513	35,842	431,248	5,229,534	3,900,959
Trinity U	35,163,394	944,856	2,088,944	10,671,489	6,450,213
U of Dallas	20,614,892	12,762	0	4,267,641	3,065,463
U of the Incarnate Word	35,886,113	305,374	4	14,768,724	2,539,343
U of Mary Hardin-Baylor	19,999,896	0	0	2,895,409	3,901,198
U of St. Thomas	21,880,878	0	0	2,610,853	2,434,661
Wayland Baptist U	21,344,905	0	569,185	2,162,200	5,684,479
Wiley C	3,974,727	0	150,924	2,466,986	552,093
TOTAL	\$1,184,267,444	\$112,412,949	\$28,313,332	\$283,875,773	\$172,349,492

Source: IPEDS-F, Finance, 2010

Part IV: Financial Data

Expenditures by Function (continued) 2009-2010

ICUT INSTITUTION	INSTITUTIONAL SUPPORT	AUXILIARY ENTERPRISES	OTHER	TOTAL
Abilene Christian U	\$24,227,952	\$20,706,971	\$0	\$105,447,044
Amberton U	1,970,590	0	59,018	5,404,540
Austin C	11,698,688	5,066,077	5,218,874	45,039,125
Baylor U	53,833,000	37,079,000	52,590,384	421,837,000
C of St. Thomas More	125,603	51,097	139,282	677,088
Concordia U Texas	6,561,455	2,298,798	5,339,279	28,431,989
Dallas Baptist U	13,553,743	4,271,395	10,810,504	65,732,508
East Texas Baptist U	4,080,393	4,191,556	3,267,375	21,328,194
Hardin-Simmons U	6,887,123	7,935,565	-1,032,557	35,588,687
Houston Baptist U	12,754,679	9,784,129	5,239,297	50,030,606
Howard Payne U	3,611,909	2,825,038	2,779,760	19,812,044
Huston-Tillotson U	4,797,020	1,083,420	5,133,268	16,784,162
Jacksonville C	670,532	623,147	597,922	2,876,063
Jarvis Christian C	5,955,707	2,358,057	521,929	14,150,336
LeTourneau U	6,686,484	9,890,737	7,730,316	49,428,883
Lon Morris C	5,319,324	4,385,856	10,240,868	22,532,368
Lubbock Christian U	4,811,262	5,270,322	2,623,047	25,750,453
McMurry U	4,193,399	6,517,161	1,932,910	26,077,911
Our Lady of the Lake U	10,966,608	1,482,790	5,490,747	43,867,877
Paul Quinn C	3,519,218	741,194	366,963	8,045,841
Rice U	46,366,662	45,199,075	44,416,785	498,393,000
St. Edward's U	15,856,717	13,742,417	6,984,294	93,142,107
St. Mary's U	15,003,006	14,155,194	5,232,793	84,772,635
Schreiner U	4,846,803	4,933,388	2,784,953	21,552,816
Southern Methodist U	86,945,000	47,951,000	24,269,000	394,227,000
SW Adventist U	4,667,501	2,938,206	1,099,770	17,216,484
SW Assemblies of God U	5,816,204	3,101,221	4,155,250	23,488,328
SW Christian C	1,247,839	527,403	2,957,992	6,388,541
Southwestern U	15,082,299	8,292,462	4,983,766	58,887,234
Texas Christian U	23,309,000	83,870,000	25,804,370	291,417,000
Texas C	4,689,780	1,763,874	1,620,449	12,307,453
Texas Lutheran U	9,384,489	4,280,267	3,114,951	30,371,336
Texas Wesleyan U	13,250,767	3,435,359	2,661,369	55,382,591
Trinity U	20,218,853	12,333,103	9,173,275	97,044,127
U of Dallas	6,954,109	9,506,248	4,499,900	48,921,015
U of the Incarnate Word	18,880,455	12,665,768	3,989,174	89,034,955
U of Mary Hardin-Baylor	8,961,360	9,083,130	6,634,961	51,475,954
U of St. Thomas	10,251,988	5,780,793	5,355,254	48,314,427
Wayland Baptist U	5,892,465	4,962,673	6,340,614	46,956,521
Wiley C	5,641,937	4,682,089	118,901	17,587,657
TOTAL	\$509,491,923	\$419,765,980	\$285,247,007	\$2,995,723,900

Institution-level Data

Sources of Revenue 2009-2010

ICUT INSTITUTION	TUITION & FEES	GOVT APPROP	GOVT GRANTS	PRIVATE GIFTS	OTHER REVENUE*	TOTAL
Abilene Christian U	\$50,521,465	\$0	\$7,139,294	\$10,897,883	\$65,415,582	\$133,974,224
Amberton U	5,902,147	0	0	0	516,908	6,419,055
Austin C	22,266,589	0	531,768	5,436,623	20,552,649	48,787,629
Baylor U	249,337,000	0	24,147,000	33,231,000	109,593,000	416,308,000
C of St. Thomas More	95,902	0	66,364	385,887	146,704	694,857
Concordia U Texas	20,215,197	0	2,918,453	2,806,882	3,176,116	29,116,648
Dallas Baptist U	51,137,995	0	726,407	9,099,264	15,118,207	76,081,873
East Texas Baptist U	9,660,626	0	167,233	2,692,282	9,630,754	22,150,895
Hardin-Simmons U	22,948,403	0	283,131	3,593,274	14,934,855	41,759,663
Houston Baptist U	27,722,617	0	3,794,327	7,492,529	14,945,096	53,954,569
Howard Payne U	10,387,841	0	0	1,593,513	7,015,950	18,997,304
Huston-Tillotson U	7,406,403	0	4,171,938	4,733,731	2,847,909	19,159,981
Jacksonville C	421,559	0	1,064,825	1,203,098	602,770	3,292,252
Jarvis Christian C	5,690,291	0	6,333,187	1,474,537	-370,256	13,127,759
LeTourneau U	37,345,137	0	2,748,878	3,734,476	11,297,115	55,125,606
Lon Morris C	10,073,153	0	2,968,555	2,271,978	4,668,669	19,982,355
Lubbock Christian U	15,397,077	0	3,028,529	2,251,654	4,815,059	25,492,319
McMurry U	17,176,639	0	5,827,892	5,479,939	8,596,788	37,081,258
Our Lady of the Lake U	28,110,165	0	3,094,037	5,087,467	7,701,741	43,993,410
Paul Quinn C	1,768,653	0	3,521,264	3,968,532	847,411	10,105,860
Rice U	98,107,000	0	86,998,865	79,111,000	434,877,135	699,094,000
St. Edward's U	77,786,457	0	1,772,154	2,974,410	17,604,034	100,137,055
St. Mary's U	50,807,504	0	9,440,740	3,849,171	30,966,814	95,064,229
Schreiner U	11,191,241	0	68,170	5,281,756	14,963,987	31,505,154
Southern Methodist U	216,458,000	0	22,411,000	55,824,000	147,646,000	442,339,000
SW Adventist U	8,800,021	0	972,830	1,339,330	6,368,564	17,480,745
SW Assemblies of God U	17,465,025	0	0	0	7,010,537	24,475,562
SW Christian C	1,074,719	0	791,052	1,534,710	2,990,225	6,390,706
Southwestern U	22,623,538	0	989,795	5,641,089	38,549,092	67,803,514
Texas Christian U	159,170,000	0	11,502,000	27,250,000	189,760,000	387,682,000
Texas C	6,438,856	0	4,078,263	556,063	2,592,208	13,665,390
Texas Lutheran U	15,134,851	0	2,931,555	6,675,960	13,464,521	38,206,887
Texas Wesleyan U	45,738,228	0	2,304,134	1,017,068	8,273,521	57,332,951
Trinity U	43,132,926	0	2,516,494	13,440,409	96,323,757	155,413,586
U of Dallas	30,943,712	0	2,155,915	2,806,431	14,428,773	50,334,831
U of the Incarnate Word	83,164,588	0	5,720,557	6,284,793	19,184,466	114,354,404
U of Mary Hardin-Baylor	37,123,575	0	507,308	2,769,642	20,223,252	60,623,777
U of St. Thomas	35,191,488	0	1,823,031	7,257,449	11,820,631	56,092,599
Wayland Baptist U	29,023,731	0	1,070,407	367,091	13,292,751	43,753,980
Wiley C	8,755,575	0	3,820,126	1,084,764	4,975,717	18,636,182
TOTAL	\$1,591,715,894	\$0	\$234,407,478	\$332,499,685	\$1,397,369,012	\$3,555,992,069

*Includes investment returns

Source: IPEDS Finance, 2010

Part IV: Financial Data

Land, Buildings and Equipment 2009-2010

ICUT INSTITUTION	LAND AND LAND IMPROVEMENTS	BUILDINGS	EQUIPMENT (INCLUDING ART AND LIBRARY)	TOTAL
Abilene Christian U	\$4,140,129	\$170,341,134	\$29,148,450	\$203,629,713
Amberton U	200,000	1,703,592	2,384,501	4,288,093
Austin C	14,106,997	82,398,265	16,939,616	113,444,878
Baylor U	60,145,000	670,990,000	180,874,000	912,009,000
C of St. Thomas More	135,892	964,824	203,521	1,304,237
Concordia U Texas	20,945,000	64,741,509	4,201,314	89,887,823
Dallas Baptist U	16,666,557	81,669,221	21,302,750	119,638,528
East Texas Baptist U	6,128,407	30,157,428	9,634,716	45,920,551
Hardin-Simmons U	2,156,074	70,976,412	22,685,246	95,817,732
Houston Baptist U	16,040,296	100,974,008	23,993,227	141,007,531
Howard Payne U	2,875,795	39,563,395	4,751,080	47,190,270
Huston-Tillotson U	2,071,281	13,680,441	9,831,896	25,583,618
Jacksonville C	267,045	2,905,258	1,160,770	4,333,073
Jarvis Christian C	61,509	31,612,199	11,278,676	42,952,384
LeTourneau U	9,571,265	85,550,184	20,756,604	115,878,053
Lon Morris C	1,044,665	20,532,593	7,952,960	29,530,218
Lubbock Christian U	6,161,340	32,264,584	9,511,370	47,937,294
McMurry U	2,673,230	34,762,262	17,530,082	54,965,574
Our Lady of the Lake U	2,453,267	39,246,433	25,214,416	66,914,116
Paul Quinn C	754,713	14,614,408	6,766,356	22,135,477
Rice U	23,785,000	1,206,892,000	340,902,000	1,571,579,000
St. Edward's U	19,282,707	179,601,490	28,975,539	227,859,736
St. Mary's U	13,524,506	97,134,165	43,825,661	154,484,332
Schreiner U	13,528,036	50,706,837	13,324,962	77,559,835
Southern Methodist U	186,685,000	632,393,000	114,262,000	933,340,000
SW Adventist U	3,175,538	21,867,699	5,401,238	30,444,475
SW Assemblies of God U	715,102	42,182,831	7,110,259	50,008,192
SW Christian C	113,446	3,086,963	911,538	4,111,947
Southwestern U	13,953,920	129,129,561	32,445,524	175,529,005
Texas Christian U	41,444,000	590,963,000	122,065,000	754,472,000
Texas C	535,204	7,697,137	7,873,542	16,105,883
Texas Lutheran U	15,201,186	48,255,126	12,067,625	75,523,937
Texas Wesleyan U	4,091,089	55,297,723	47,079,866	106,468,678
Trinity U	19,721,141	173,630,390	80,117,295	273,468,826
U of Dallas	18,442,683	79,707,811	12,219,555	110,370,049
U of the Incarnate Word	9,649,201	133,246,534	20,942,731	163,838,466
U of Mary Hardin-Baylor	13,972,235	71,754,904	20,745,869	106,473,008
U of St. Thomas	20,409,220	92,338,769	29,817,341	142,565,330
Wayland Baptist U	4,272,182	51,435,456	19,489,668	75,197,306
Wiley C	1,511,125	19,316,234	12,013,035	32,840,394
TOTAL	592,610,983	5,276,285,780	1,397,711,799	7,266,608,562

Source: IPEDS Finance, 2010

Institution-level Data

Endowment 2010

ICUT INSTITUTION	FY 2010 BEGINNING MARKET VALUE	FY 2010 ENDING MARKET VALUE
Abilene Christian U	\$239,532,858	\$266,135,139
Amberton U	16,268,447	19,030,737
Austin C	109,374,334	112,744,406
Baylor U	880,255,464	871,965,931
C of St. Thomas More*	103,250	286,902
Concordia U Texas	11,085,852	12,912,918
Dallas Baptist U	26,552,252	28,877,172
East Texas Baptist U	49,927,074	51,910,072
Hardin-Simmons U	102,371,153	105,727,417
Houston Baptist U	72,177,268	76,770,659
Howard Payne U	37,739,902	38,389,096
Huston-Tillotson U	7,735,453	8,041,811
Jacksonville C	2,375,625	1,972,992
Jarvis Christian C	9,221,666	9,724,472
LeTourneau U	5,197,172	6,621,279
Lon Morris C	11,804,564	11,921,551
Lubbock Christian U	10,675,071	11,283,355
McMurry U	58,640,584	53,909,882
Our Lady of the Lake U	21,359,618	23,225,927
Paul Quinn C	4,648,373	5,093,853
Rice U	3,665,267,000	3,835,723,000
St. Edward's U	43,236,250	47,910,279
St. Mary's U	116,474,827	124,769,237
Schreiner U	39,375,731	46,604,965
Southern Methodist U	1,032,262,000	1,069,399,000
SW Adventist U	6,731,642	6,893,040
SW Assemblies of God U	2,909,175	3,109,815
SW Christian C		
Southwestern U	226,857,412	241,783,497
Texas Christian U	945,329,000	1,038,161,000
Texas C	1,319,350	1,442,801
Texas Lutheran U	57,592,479	67,480,776
Texas Wesleyan U	39,720,781	39,681,959
Trinity U	850,738,577	862,124,419
U of Dallas	40,673,223	43,864,683
U of the Incarnate Word	61,133,621	74,183,201
U of Mary Hardin-Baylor	61,858,027	69,689,037
U of St. Thomas	47,610,029	51,822,976
Wayland Baptist U	58,079,072	58,424,701
Wiley C	5,530,249	5,617,363
TOTAL	\$8,979,744,425	\$9,405,231,320

Source: IPEDS

The Members of Independent Colleges and Universities of Texas

Abilene Christian University	Abilene
Amberton University	Garland
Austin College	Sherman
Baylor University	Waco
College of St. Thomas More	Fort Worth
Concordia University Texas	Austin
Dallas Baptist University	Dallas
East Texas Baptist University	Marshall
Hardin-Simmons University	Abilene
Houston Baptist University	Houston
Howard Payne University	Brownwood
Huston-Tillotson University	Austin
Jacksonville College	Jacksonville
Jarvis Christian College	Hawkins
LeTourneau University	Longview
Lon Morris College	Jacksonville
Lubbock Christian University	Lubbock
McMurry University	Abilene
Our Lady of The Lake University	San Antonio
Paul Quinn College	Dallas
Rice University	Houston
Schreiner University	Kerrville
Southern Methodist University	Dallas
Southwestern University	Georgetown
St. Edward's University	Austin
St. Mary's University	San Antonio
Southwestern Adventist University	Keene
Southwestern Assemblies of God University	Waxahachie
Southwestern Christian College	Terrell
Texas Christian University	Fort Worth
Texas College	Tyler
Texas Lutheran University	Seguin
Texas Wesleyan University	Fort Worth
Trinity University	San Antonio
University of Dallas	Irving
University of Incarnate Word	San Antonio
University of Mary Hardin-Baylor	Belton
University of St. Thomas	Houston
Wayland Baptist University	Plainview
Wiley College	Marshall

Independent Colleges and Universities of Texas, Inc.

P. O. Box 13105
Austin, Texas 78711
512-472-9522
512-472-2371 (fax)